

2021



A-DEC SERVICE PARTS

1.800.547.1883 Within USA/Canada
1.503.538.7478 Outside USA/Canada

2021 Authorized Dealer Catalog
Q3 Edition - [View current catalog online](#)

Unpriced



2021 Genuine A-dec Service Parts Catalog

Genuine A-dec service parts keep A-dec equipment operating like new.




Table of Contents

GENERAL INFORMATION		FITTINGS		VALVES	
Orders and Returns.....	6	Barbed.....	39-42	Momentary.....	69
General Information and Information Sources.....	7	Pipe.....	43	Manual On/Off and Coolant.....	70
A-dec, Inc. Express Limited Warranty.....	8-9	Tubing Poly-Flo.....	44	Needle.....	71
RECENT ENHANCEMENTS		Quick-Disconnects (QD).....	45-46	Relay.....	72
Chairs and Stools Enhancements.....	11	A-dec 500 (Version A) and 300.....	47	Shut-off and Selector.....	73
Other Enhancements.....	12	FLOOR BOXES		Micro and Actuator.....	74
PREVENTIVE MAINTENANCE		Contoured.....	49	Components.....	75
Table of Contents - Preventive Maintenance.....	13	Stainless Steel.....	50	SYRINGES	
Service Kit Sets.....	14	Plugs and Umbilical Components.....	51	Tips and Retainers.....	77
Self-contained Water System.....	15	Moisture Separators and Air Filter/Regulators.....	52	Autoclavable Syringe Assemblies.....	78
Delivery System.....	16	Air and Water Filter/Regulators.....	53	Syringe Component Kits.....	79
Syringe.....	17	Filter, Pre-Regulators, Gauge, and Shut-off Valve.....	54	Legacy Syringe Assemblies.....	80
High Volume Evacuator (HVE) and Saliva Ejector (SE).....	18	TOOLS		Components.....	81
Tri Vac Canister.....	19	Pliers, Cutters, Strippers, Hemostat, and Tubing Stringer.....	55	Warm Water.....	82
300/400/500 Cuspidor.....	20	Gauges, Hex Wrench Set, Cable Ties, and Hex Driver.....	56	FOOT CONTROLS	
Foot Controls.....	21-22	Syringe Tool, Touch-Up Paint, and Lubricant.....	57	Assemblies.....	83
Floor Box.....	23	TUBING		Components.....	84-86
Recommended Truck Stock.....	24	1/8" Color-coded Polyurethane and Vinyl.....	59	HANDPIECE CONTROLS AND HOLDERS	
A-DEC CLINICAL PRODUCTS		Color-coded Polyurethane.....	60	A-dec 500 and 300 Controls.....	87
Intraoral Light Sources, Bulbs, and Tooth Dryer.....	25	Silicone Handpiece Tubing.....	61	Century Plus.....	88-89
High-speed and Low-speed Replacement Parts.....	26	Vinyl Handpiece Tubing.....	62	Century II.....	90-91
Advanced Air and Pressure Gauge.....	27	Handpiece Tubing, Nuts, and Bulbs.....	63	Performer.....	92
Electric Motors Replacement Parts.....	28	A-dec 500 and 300 High Volume Evacuator		A-dec 300/400/500 Assistant's Single and	
SELF-CONTAINED WATER SYSTEMS		Vacuum Instrument Assemblies.....	64	Dual Holder Arm.....	93
A-dec 500 and 300.....	29-30	A-dec 500 and 300 Saliva Ejector		A-dec 500 and 300 Holders.....	94
A-dec 500, 300, and 200.....	31	Vacuum Instrument Assemblies.....	65	Handpiece Holders.....	95
Cascade and Prior.....	32	Cascade & Performer High Volume Evacuator &		Assistant's Holders.....	96
COMPONENTS		Saliva Ejector Vacuum Instrument Assemblies.....	66	Handpiece Holder Valves.....	97
Diaphragms and Gaskets.....	33	Large Bore (15 mm) HVE Assembly & Conversion Kit		ELECTRICAL COMPONENTS	
O-rings.....	34-35	for A-dec 500, 300, and Cascade Families.....	67	A-dec 500 and 300.....	99
A-dec 500 (Version A) Covers and Caps.....	36	Saliva Ejector, HVE, Vacuum and Umbilical, Flex,		A-dec 500 and 300 Data Cables and Circuit Boards.....	100
A-dec 300 Covers and Caps.....	37	Foot Control, and Convolute.....	68	Power Supplies.....	101
				Power Supply Cables and QVIOLS.....	102
				Touchpads.....	103
				Cascade and Master Series Touchpads.....	104
				Fuses.....	105
				Air Electric Switches and Adapter Kit.....	106

Table of Contents

VACUUM COMPONENTS		DENTAL CABINETRY		MECHANICAL ROOM	
HVE and SE Valves	107	Preference II		Compressor Installation Items	169
HVE and SE Service Parts	108	Hinges and Push Latches.....	145	Compressor Maintenance Items.....	170
Aspirator Tips and Brushes	109	Mounting Plates.....	146	Compressor Upgrades	171
Performer Saliva Ejectors and Tailpieces for HVE and SE	110	Shelf Clips and Glass Door Components.....	147	Compressor Replacement Parts.....	172-173
A-dec 500 and 300.....	111	Dispensers, Light, and Clock Timer.....	148	Vacuum Installation Items.....	174
A-dec 300.....	112	Preference II and Collection		Vacuum Maintenance Items	175
Solids Collectors	113	Cover Caps, Hole Plugs, and Subbase Trim Kit.....	149	Vacuum Upgrades	176
Dürr Connectors	114	Latches and Handles	150	Vacuum Replacement Parts.....	177
Vacuum and ICV	115	Cable Chases and Grommets	151	Mechanical Room Controls and Accessories	178
Air Vacuum System	116	Wash Station Components.....	152	Water Control Valves	179
		Faucet Activation	153	Water Filter Maintenance Items.....	180
CUSPIDORS		Preference Collection		INDEX	
A-dec 500, 400, and 300	117	Hardware	154-156	Numerical Index.....	181-188
Cascade Vitreous China.....	118	Glass Shelves, Gloves and Tissue Grommet	157	Alphabetical Index	189-191
Cascade Phenolic.....	119	Preference ICC			
Performer	120	Dryer and Upper Storage Components.....	158		
Components.....	121-122	Miscellaneous.....	159		
Components and Performer Air Vacuum Generator.....	123	A-dec ICV			
		A-dec ICV Kits.....	160		
LIGHTS		ACCESSORIES			
A-dec LED Light Components.....	125	A-dec 500 Tray Holders	161		
A-dec 300 Halogen Light Components.....	126	A-dec 300 and Performer Tray Holders.....	162		
A-dec 500 Halogen, A-dec 200, Cascade, 6300, and Performer	127	Tray Holders, Trays, and Utility Shelf.....	163		
Light Components	128	Amalgamator and Bitewing Viewer Bulb	164		
6300 Components, Cables, and Light Posts.....	129	Monitor Mounts	165		
Performer Light Components.....	130	Trays and Organizers.....	166		
		A-dec 360.....	167		
CHAIRS AND STOOLS					
Toeboard Covers.....	131				
Upholstery Replacement	132-133				
Upholstery Screws, Headrest Knobs, and Glide Bars	134				
Chair Cylinders.....	135				
Chair Solenoids and Hydraulic Oil	136				
Power Supplies, Circuit Boards, and Capacitors	137				
Chair Limit Switches and Position Sensor	138				
Switches and Base Down Stop	139				
Chair Brake Kits, Electrical Cables and Power Cords.....	140				
Footswitches and Rear Cover Kit.....	141				
Chair Mounts, Plugs and QD Kit	142				
Cart and Stool Casters, Stool Knobs, Base, and Foot Ring	143				
Stool Cylinders and Back Cover	144				

Orders and Returns

WELCOME

Your 2021 Genuine A-dec Service Parts Catalog will help service technicians and dealership parts ordering specialists find the right parts quickly.

HOW TO FIND WHAT YOU NEED

Service parts are shown under general product or functional categories.

General product - These categories are at the model level, like chairs, lights and stools.

Functional parts - Includes sections like Fittings, Valves, and Tubing. Functional parts are often used in multiple products and look similar enough to another part that side-by-side comparison makes it easier to order the correct part.

HOW TO ORDER

Checklist

Please include the following information with your order:

- Part numbers
- Quantity for each part ordered
- Description
- Delivery address
- Method of transportation
- Customer requested ship date
- Purchase order number
- Signature of person placing the order

Order Contact Information

U.S. and Canada

1.800.547.1883 or 1.503.538.7478 or Fax: 1.503.538.0276 (24 hours)
Monday through Friday, 5:00 a.m. to 5:00 p.m. (Pacific Time) other than holidays

International

+1.503.538.7478 or Fax: +1.503.538.5911 (24 hours)
Monday through Friday, 6:00 a.m. to 5:00 p.m. (Pacific Time) other than holidays

Orders for A-dec products shown in this catalog must be placed through an authorized A-dec dealer and processed by A-dec, Inc.

General Ordering Details

For U.S. and Canada, A-dec enters part orders from 7:00 a.m. until 4:00 p.m. daily (Pacific time). An order for same day parts (in inventory) can ship same day if received before 2:00 p.m. (Pacific time).

- U.S. and Canadian Dealers:
U.S. orders can ship UPS Red if received before 1:30 p.m. Pacific Time (PT) and UPS Ground, UPS Blue, or 3-Day Select if received by 2:00 p.m. (Pacific time).
Canadian orders can ship same day if received by 2:00 p.m. (Pacific time).
- Products shown in this catalog will be shipped:
Domestic Customers F.O.B., Newberg, Oregon USA
International Customers Ex-Works, Newberg, Oregon USA
- A 20% re-stocking fee applies to all returned merchandise other than those authorized for credit and/or warranty replacement.

HOW TO RETURN

Return Policy

Authorized dealers wishing to return unopened merchandise to A-dec for credit consideration must adhere to the following guidelines: Returns will not be accepted outside of one year from the invoice date. Individual line item value less than \$50 retail cannot be returned for credit. A return authorization must be obtained prior to returning parts to A-dec. Call A-dec Customer Service for an RMA number. A 20% re-stocking fee will be assessed.

The following types of items cannot be returned:

- Items built-in/integrated into an A-dec product
- Obsolete parts/equipment
- Specials
- Dental Furniture
- Standard color upholstery ordered for obsolete chairs or stools

In the case of a defective warranty item, call A-dec Customer Service for an RMA Number. Send returns and warranty returns with applicable RMA information to:
A-dec, Inc., 2601 Crestview Drive, Newberg, Oregon 97132, USA. ATTN: Returns.

General Information and Information Sources

GENERAL

© 2021 A-dec, Inc. All Rights Reserved. A-dec, the A-dec design logo, and the trademarks listed at www.a-dec.com/legal/trademarks are trademarks or registered trademarks of A-dec, Inc. in the United States and other countries. Other trademarks used herein may be claimed as the property of their respective owners. Certain touchpad symbols and icons are proprietary to A-dec, Inc.

A-dec, Inc. shall not be held liable for any errors contained herein or any consequential or other damages concerning the furnishing, performance or use of this material. The information in this document is subject to change without notice. If you find any problems in the documentation, please report them to us in writing. A-dec, Inc. does not warrant that this document is error-free.

No part of this document may be copied, reproduced, altered, or transmitted in any form or by any means, electronic or mechanical, including photocopying, recording, or by any information storage and retrieval system, without prior written permission from A-dec, Inc.

EQUIPMENT ALTERATIONS POLICY/DISCLAIMER

Modifications or alterations of A-dec equipment that expand the use of A-dec equipment beyond its design and intent, or override any safety feature may jeopardize doctor, patient, or staff safety. Modifications that alter the electrical or mechanical safety of A-dec dental equipment are in conflict with Underwriters Laboratory (UL) construction file requirements and are not sanctioned by A-dec. Examples of modifications that diminish safety design include, but are not limited to : rendering access to the line voltage without the use of tools, modification of supporting elements that increase or shift loading characteristics, and the addition of any powered device that exceeds the design limits of the dental system.

The use of accessory equipment that does not comply with the safety requirements of A-dec dental equipment may lead to a reduced level of safety of the resulting system. It is the responsibility of the equipment distributor and the installer, not A-dec, to comply with all building code requirements in the installation of equipment. It is the responsibility of the person(s) who requests, approves, or performs any equipment modification or alteration to comply with all safety requirements and recommendations. A-dec will not respond to inquiries on an individual basis. Modifications or alterations of A-dec dental equipment are at your own risk. You will indemnify and defend A-dec from any resulting claims, including product liability claims, that may arise from any alterations, modifications, or installation contrary to this policy. Additionally, such modification or alteration voids A-dec's applicable product warranty and may invalidate UL or other regulatory agency approvals.

NOTE: The above information is from the A-dec Instructions For Use: Regulatory Information, Specifications, and Warranty (86.02221.00 Rev AG)

HERE ARE SOME ADDITIONAL PLACES TO GET THE INFORMATION YOU NEED.

ORDERNET

OrderNet (on portal.a-dec.com) is a simple, convenient online ordering system that is available 24 hours a day, 7 days a week. Use it to place quick orders for service parts or to configure product and prepare proposals. A-dec will e-mail an order confirmation as soon as you place your order.

RESOURCE CENTER

The latest A-dec service documents, pre-installation guides, installation guides and other technical documents are available in PDF format from the Resource Center on a-dec.com.

A-dec, Inc. Express Limited Warranty

SCOPE

A-dec, Inc. warrants the products described in the table below against defects in material or workmanship under normal intended use when purchased from A-dec or an authorized A-dec dealer. The warranty period is measured from the date of A-dec's invoice. If you have questions about when your warranty coverage begins, please contact A-dec Customer Service.

PRODUCT	WARRANTY PERIOD
Hydraulic Dental Chair Cylinder (tilt and lift)	10 years
All Dental Chairs; Operator and Assistant Stools; Dental Lights, Delivery Systems; Monitor Mounts; Dental Furniture; Mechanical Room Compressors and Vacuums; and original components	5 years
Mechanical Room Add-on Accessories and Control Modules	1 year
Electric Motors, Tubing and Control Modules	1 year
Replacement Components and Parts	Remainder of original product warranty period or 1 year (whichever is greater)
Repairs performed by A-dec, including associated parts, service and clinical components	6 months

Products (including accessories, components, and replacement parts) not manufactured by A-dec are covered by the original manufacturer's warranty and are not covered by A-dec's warranty. Examples include, but are not limited to, sterilizers, maintenance equipment, cameras, curing lights, ultrasonics, control modules, electric motors, attachments, handpieces, and turbines. Please contact A-dec Customer Service for specific warranty information of the original manufacturer or you may contact the original manufacturer directly.

EXCLUSIONS

A-dec's Limited Warranty does not cover:

- i. A-dec products that have been used in direct or indirect combination with unapproved third-party products, including third-party parts (i.e., products not authorized or manufactured by A-dec).
- ii. Representations and warranties made by any person or entity other than A-dec.
- iii. Damage caused by normal wear and tear or the natural breakdown of materials over time.
- iv. Damage caused by improper installation, care, or maintenance, accident, misuse, abuse, neglect, negligence, tampering, failure to seek and obtain repair or replacement in a timely manner, alterations, freight damage, natural disaster, or any other cause or force majeure beyond A-dec's control (**failure to follow A-dec's Instructions for Use and applicable product operation and maintenance instructions, including installation instructions, will void the warranty**).

- v. Damage caused by routine maintenance or in connection with the use of chemicals and processes for cleaning, disinfecting, or sterilizing.
- vi. Changes in color caused by natural or artificial light.
- vii. Normal service items, including, but not limited to: light shields, light bulbs, filters, O-rings, tubing, water bottles, diaphragms, and water cartridges.
- viii. Products that have been altered or modified.
- ix. Certain types of upholstery and countertop finishes (e.g., certain special orders).

Consumable products are not covered by this Limited Warranty. Contact A-dec Customer Service with questions about warranty or returns for these items. Any returned consumable product must be in its original, unopened packaging.

WARRANTY ASSISTANCE AND CONTACT INFORMATION

If you purchased your product from an A-dec dealer, for warranty assistance, please contact your authorized A-dec dealer during the warranty period. The dealer will discuss with you arrangements for the product(s) to be delivered to them for inspection or for inspection to occur on site.

If A-dec determines that the product has a defect that is covered under this Limited Warranty, the product will be repaired or replaced with a product that is comparable to the original in performance. If the product is covered under A-dec's Limited Warranty, you will not be charged for parts, but the A-dec dealer performing the repair(s) will charge you a call-out fee (if applicable) and any applicable repair service fees. In certain circumstances, you may be responsible for promptly shipping the product to A-dec and associated transport/shipping costs; A-dec is not responsible for packages lost or damaged in transit, and you are responsible for purchasing insurance. Please note that styles and color options available at the time of service may vary. If a product or color has been discontinued, a replacement in the product style or color that is the most similar to the original will be provided.

If you have a question that is not addressed in this Limited Warranty or if you purchased your product directly from A-dec and need warranty assistance, please contact A-dec Customer Service at:

- 1.800.547.1883 or customer.service@a-dec.com (within the USA and Canada)
- +1.503.538.7478 or a-decglobal@a-dec.com (outside the USA and Canada)

Customer service is available Monday through Friday, from 5 a.m. to 5 p.m. Pacific Standard Time (PST).

A-dec, Inc. Express Limited Warranty

WARRANTY LIMITATIONS; EXCLUSIVE REMEDY; DAMAGES DISCLAIMER

A-dec's sole obligation and your exclusive remedy under this Limited Warranty is the repair or replacement of defective products or components. A-dec's Limited Warranty is in lieu of all other warranties and obligations, express or implied. A-dec expressly disclaims all implied warranties, including but not limited to implied warranties of merchantability, durability, or fitness for a particular purpose or use.

A-DEC SHALL NOT BE LIABLE FOR AND EXPRESSLY DISCLAIMS ANY DIRECT, SPECIAL, INDIRECT, INCIDENTAL, PUNITIVE, SPECIAL, EXEMPLARY OR CONSEQUENTIAL DAMAGES OR DELAYS, INCLUDING BUT NOT LIMITED TO, DAMAGES FOR LOSS OF PROFITS OR INCOME, LOSS OF USE, DOWNTIME, PROPERTY DAMAGE, OR PERSONAL INJURY, HOWEVER CAUSED, WHETHER FOR BREACH OF WARRANTY, BREACH OF CONTRACT, TORT (INCLUDING NEGLIGENCE), STRICT LIABILITY OR OTHERWISE.

LIMITATION OF LIABILITY

WITHOUT LIMITING THE DAMAGES DISCLAIMER ABOVE, THE MAXIMUM LIABILITY OF A-DEC AND ITS SUPPLIERS, AFFILIATES, DEALERS, RESELLERS, AND AGENTS, AND EACH OF THEIR EMPLOYEES, DIRECTORS, AND CONTRACTORS TO YOU IS LIMITED TO THE PURCHASE PRICE YOU PAID FOR THE PRODUCT. SOME JURISDICTIONS DO NOT ALLOW THE LIMITATION OR EXCLUSION OF INCIDENTAL OR CONSEQUENTIAL DAMAGES, SO THE ABOVE LIMITATIONS OR EXCLUSIONS MAY NOT APPLY TO YOU IN WHOLE OR IN PART.

GOVERNING LAW AND VENUE; SEVERABILITY

To the full extent permitted under applicable law, this Limited Warranty and any disputes arising out of or in connection with A-dec products ("Disputes") shall be governed by the laws of the State of Oregon, USA, excluding conflicts of law principles and excluding the Convention for the International Sale of Goods. The courts located in Multnomah County, Oregon, USA shall have exclusive jurisdiction over any Disputes. Disputes must be resolved individually, without resort to any form of class action. If any provision of this Limited Warranty is unlawful, void or unenforceable, the meaning of such provision will be construed, to the extent feasible, so as to render the provision enforceable, and if no feasible interpretation would save such provision, it will be severed from the remainder of this Limited Warranty, which will remain in full force and effect. If there is any inconsistency between the English and other versions of this Limited Warranty, the English version shall prevail.

This Limited Warranty gives you specific legal rights, and you may also have other rights that vary by jurisdiction.

MODIFICATION OR WITHDRAWAL OF THE WARRANTY

A-dec reserves the right in its discretion to modify or withdraw this Limited Warranty at any time without notice. Any modification or withdrawal will not affect products already installed and fully paid for prior to the date of such modification or withdrawal. No A-dec dealer, reseller, service provider, agent, or employee is authorized to make any modification, extension or addition to this warranty.

This Limited Warranty is valid as of February 4, 2021.

FOR UK CUSTOMERS

In the United Kingdom and the Republic of Ireland, this Limited Warranty is provided by A-dec Dental UK, Ltd. of Austin House, 11 Liberty Way, Nuneaton, Warwickshire. CV11 6RZ, telephone 0800.ADEC.UK (2332.85), fax 024 7634 5106, email info@a-dec.co.uk and applies to products sold to customers located in the United Kingdom and the Republic of Ireland.

FOR AUSTRALIA CUSTOMERS

WARRANTY PROVIDER AND WARRANTY PERIOD

In Australia, this Limited Warranty is provided by A-dec Trading Company, Inc. trading as A-dec Australia (A-dec) (ARBN 002 806 117) of Unit 8, 5-9 Ricketty Street, Mascot NSW 2020, telephone 02 8332 4000, email a-dec@a-dec.com.au and applies to products sold to customers located in Australia. In Australia the warranty period is calculated from the date of supply to the customer.

IMPORTANT NOTICE REGARDING YOUR CONSUMER RIGHTS


The benefits given to you under this warranty are additional to other rights and remedies that you may have in relation to your purchase and use of the goods to which this warranty relates. Our goods come with guarantees that cannot be excluded under the Australian Consumer Law. You are entitled to a replacement or refund for a major failure and compensation for any other reasonably foreseeable loss or damage. You are also entitled to have the goods repaired or replaced if the goods fail to be of acceptable quality and the failure does not amount to a major failure. As our goods are not of a kind ordinarily acquired for personal, domestic or household use or consumption, we are permitted to limit our liability under the Australian Consumer Law for failure to comply with certain guarantees, where it is fair and reasonable to do so, to one or more of the following: (i) the replacement of the goods or supply of equivalent goods, (ii) the repair of the goods, (iii) the payment of the cost of replacing the goods or of acquiring equivalent goods, or (iv) the payment of the cost of having the goods repaired. A-dec Australia provides no warranty against defects beyond the rights and remedies given under this express limited warranty and those which are available under the Australian Consumer Law.

For the most up-to-date warranty information visit: a-dec.com/legal/warranty

Chairs and Stools Enhancements

A-dec 511 (Version A) Positioning Sensor Retro Kit


90.1639.00 Position sensor kit (2)



- For base or back positioning A-dec 500 chairs

A-dec 511/411/311 Glide Bar Bracket Kit

99.0719.00



- Includes necessary hardware
- With backrest locking feature

A-dec 500 Stool Base

65.1924.00

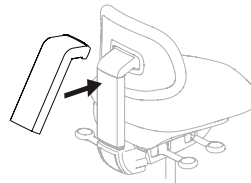


- Fits Doctor or Assistant's stools

PRODUCT DESCRIPTION	ITEM PART NUMBER	PRICE
Armrest Kits		
<input type="checkbox"/> 511 (version B)	90.1686.00	

521/522 Stool Back Bumper

90.1767.00 White 2



- Snap on bumper/cover

A-dec 500 Assistant's Stool Foot Ring

65.1928.00



A-dec 200 2-liter water bottle

14.0486.00



Other Enhancements

PREFERENCE ICV KITS	PART NUMBER	PRICE
ICV front face kit for (2) 15 mm HVE, (1) SE Includes: Face plate, IG, (2) 15 mm, (1) SE	90.1791.00	
ICV front face kit for (1) 11 mm HVE , (1) 15 mm HVE, (1) SE Includes: Face plate, IG, (1) 11 mm , (1) 15 mm, (1) SE	90.1785.00	
INSPIRE ICV KITS	PART NUMBER	PRICE
With PCB		
ICV power panel kit for (2) 15 mm HVE, (1) SE Includes: Face plate, IG, (2) 15 mm, (1) SE	90.1788.00	
ICV power panel kit for (1) 11 mm HVE , (1) 15 mm HVE, (1) SE Includes: Face plate, IG, (1) 11 mm , (1) 15 mm, (1) SE	90.1786.00	
Without PCB		
ICV power panel kit for (2) 15 mm HVE, (1) SE Includes: Face plate, IG, (2) 15 mm, (1) SE	90.1789.00	
ICV power panel kit for (1) 11 mm HVE , (1) 15 mm HVE, (1) SE Includes: Face plate, IG, (1) 11 mm , (1) 15 mm, (1) SE	90.1787.00	

HVE Conversion Kits (not pictured)

DESCRIPTION	SURF*	WHITE	PRICE
Large Bore (15 mm) HVE Kit with Tips with holder, 16 mm tubing, valve, and (2) tailpieces			
With 52" (1,321 mm) tubing	11.1393.00	11.1373.00	
With 63" (1,600 mm) tubing	11.1395.00	11.1371.00	
Large Bore (15 mm) HVE Kit without Tips with holder, 16 mm tubing, valve, and (2) tailpieces			
With 52" (1,321 mm) tubing	11.1392.00	11.1372.00	
With 63" (1,600 mm) tubing	11.1394.00	11.1370.00	
Dürr Cannulas			
20 piece package	11.1374.00		
NOTE: *Surf kits available with Gray tubing only			

Table of Contents - Preventive Maintenance

A-dec CARE is a preventive program designed to maintain A-dec equipment. The program simplifies service and eliminates guesswork by packaging common service items into individual kits or service kit sets for annual maintenance.

While A-dec equipment doesn't require a lot of maintenance, it benefits from periodic inspection and replacement of wear items just like any other equipment.

Convenient checklists are available online. For our Annual Preventive and Equipment Maintenance Checklists go to a-dec.com/annual-preventive-checklist. For our Dental Office Staff Equipment Maintenance Checklist go to a-dec.com/maintenance-checklist.



Service Kit Sets

Service Kit Sets14

Individual Service Kits

Self Contained Water System15

Delivery System16

Syringe.....17

High Volume Evacuator (HVE) and
Saliva Ejector (SE)18

Tri Vac Canister.....19

300/400/500 Canister.....20


Foot Controls.....21-22

Floor box23

Common Service Items

Recommended Truck Stock24

Service Kit Sets

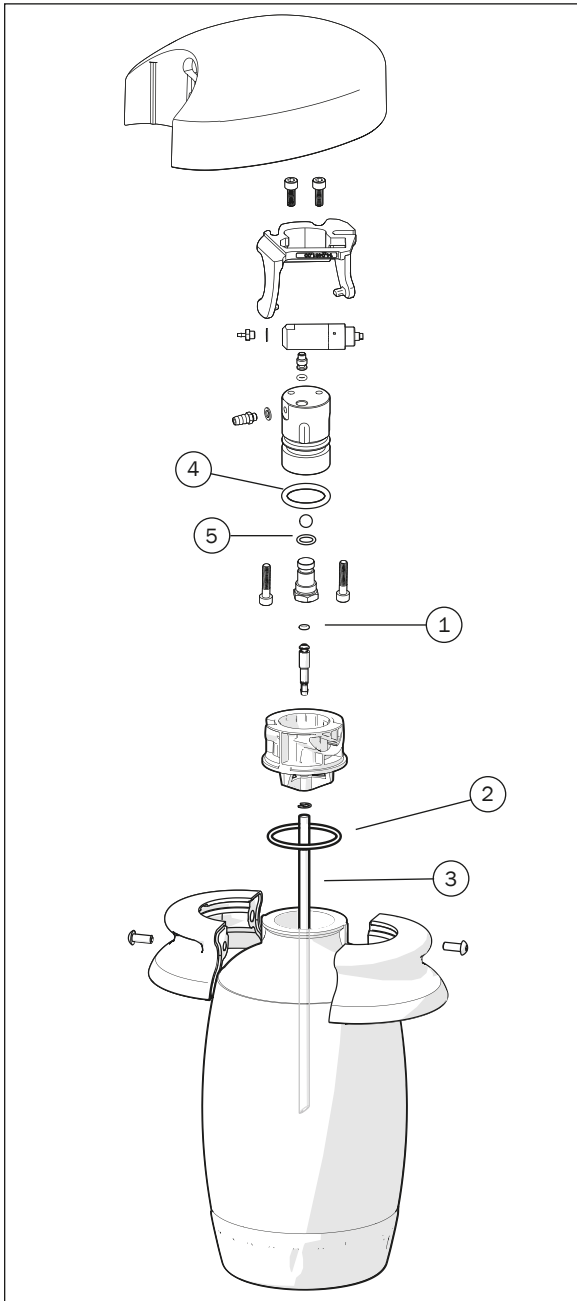


Action Items

Use these kit sets to properly service vital equipment functions, including air & water regulators, foot controls, delivery systems, assistant's instrumentation, and vacuum.

DESCRIPTION	PART NUMBER	PRICE
<input type="checkbox"/> A-dec 500B Service Kit Set Includes: <ul style="list-style-type: none"> • Syringe PM kits (2) - 90.1613.00 • Water cartridge assembly, OTC (3) - 38.1934.01 • 300/500 self contained water system PM kit - 90.1612.00 • Foot control III PM kit - 90.0593.00 • 4 position control block diaphragm - 38.1787.00 • Tri vac canister PM kit - 90.1644.00 • 11 mm HVE PM kit - 90.1641.00 • 15 mm HVE PM kit - 90.1643.00 • Standard saliva ejector PM kit - 90.1642.00 • Air & water pressure regulator PM kit - 90.1758.00 	90.1773.00	
<input type="checkbox"/> A-dec 300/500A Service Kit Set (supports both 3 position and 4 position control blocks) Includes: <ul style="list-style-type: none"> • Syringe PM kits (2) - 90.1613.00 • Water cartridge assembly, OTC (3) - 38.1780.00 • 300/500 self contained water system PM kit - 90.1612.00 • Foot control III PM kit - 90.0593.00 • 4 position control block diaphragm - 38.1787.00 • 3 position control block diaphragm - 38.1833.00 • Tri vac canister PM kit - 90.1644.00 • Standard HVE PM kit - 90.1641.00 • 15 mm HVE PM kit - 90.1643.00 • Standard saliva ejector PM kit - 90.1642.00 • Air & water pressure regulator PM kit - 90.1758.00 	90.1750.00	
<input type="checkbox"/> Performer III Service Kit Set Includes: <ul style="list-style-type: none"> • Syringe PM kits (2) - 90.1613.00 • Water cartridge - 38.0717.00 • Water bottle pickup tube and washer - 14.0332.00/004.137.00 • Foot control III PM kit - 90.0593.00 • Control block diaphragm - 38.0711.00 • Vacuum cap o-ring - 030.027.00 • Pinnacle screen - 11.1191.00 • 11 mm HVE PM kit - 90.1641.00 • 15 mm HVE PM kit - 90.1643.00 • Standard saliva ejector PM kit (2) - 90.1642.00 • Air & water pressure regulator PM kit - 90.1758.00 • Retainer spacer o-ring - 034.003.00 	90.1770.00	
<input type="checkbox"/> A-dec 200 Service Kit Set Includes: <ul style="list-style-type: none"> • Syringe PM kits (2) - 90.1613.00 • Water cartridge - 38.0717.00 • Water bottle pickup tube and washer - 14.0332.00/004.137.00 • Foot control III PM kit - 90.0593.00 • Control block diaphragm - 38.0711.00 • Vacuum cap o-ring - 030.027.00 • Pinnacle screen - 11.1191.00 • 11 mm HVE PM kit - 90.1641.00 • Standard saliva ejector PM kit - 90.1642.00 • Air & water pressure regulator PM kit - 90.1758.00 • Screen, cuspidor bowl, white2 - 75.0035.02 	90.1774.00	
<input type="checkbox"/> Cascade Service Kit Set Includes: <ul style="list-style-type: none"> • Syringe PM kits (2) - 90.1613.00 • Water cartridge (3) - 38.0717.00 • Water bottle pickup tube and washer - 14.0332.00/004.137.00 • Foot control III PM kit - 90.0593.00 • Century control block diaphragm (3) - 38.0519.00 • Vacuum cap o-ring - 030.027.00 • Pinnacle screen - 11.1191.00 • 11 mm HVE PM kit - 90.1641.00 • 15 mm HVE PM kit - 90.1643.00 • Standard saliva ejector PM kit - 90.1642.00 • Air & water pressure regulator PM kit - 90.1758.00 • Air bleed cartridge (3) and check valve (3) - 38.0517.00/38.0518.00 	90.1769.00	

Self-contained Water System



Action Items

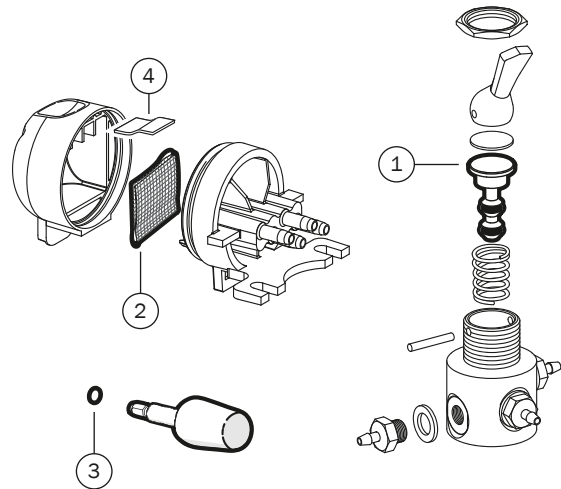
- Check self-contained water bottle sealing washer or o-rings, replace as necessary, and lubricate o-rings with A-dec silicone lubricant.
- Check the expiration date on the bottom of the self-contained water bottle and replace as necessary.

REF	DESCRIPTION	PART NUMBER	PRICE
1-5	Preventive Maintenance Kit, Self-contained water system 300 / 500 Contains items 1-5	90.1612.00	
1	O-ring, AS568-006, .114 x .070 wall		
2	O-ring, 1.612 ID x .103 wall		
3	Supply tube, 8"		
4	O-ring, EPDM, .921 x .139 wall		

Delivery System

Action Items

- Check the control block valve condition and inspect the valve stem o-rings. Lubricate o-rings and replace o-rings on any loose adjustment knobs, if necessary.
- Check for oil or water accumulation in oil collector, replace gauze and foam and clean as necessary.
- Check handpiece flush system operation.

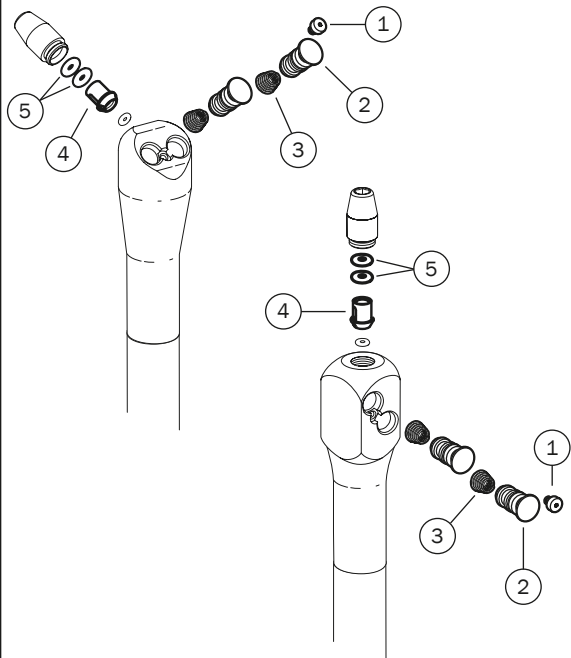


REF	DESCRIPTION	PART NUMBER	PRICE
1,2,4	Preventive Maintenance Kit, 300 delivery system Contains items 1,2,4	90.1610.00	
1-4	Preventive Maintenance Kit, 500 delivery system Contains items 1-4	90.1611.00	
1	4-way valve stem with o-rings		
2	Gauze, 2" x 2"		
3	Flow adjustment key o-rings, x2		
4	Oil collector foam		

Syringe

Action Items

- Replace syringe o-rings and button-valve assemblies, lubricate with A-dec silicone lubricant, and verify operation.

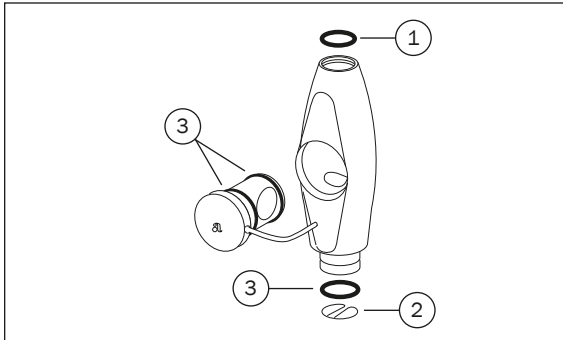


REF	DESCRIPTION	PART NUMBER	PRICE
1-5	Preventive Maintenance Kit, Syringe Contains items 1-5	90.1613.00	
1	Screw, 2-56		
2	Valve assembly button (includes 2 buttons)		
3	Spring, compression conical, .247 OD x .300 long		
4	Syringe nut spacer with o-ring		
5	O-ring, E1512-70, .114 ID x .070 wall		

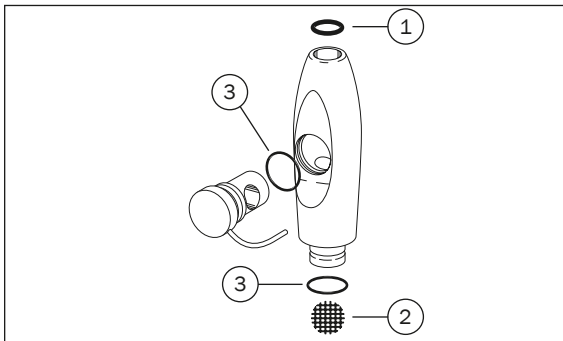
High Volume Evacuator (HVE) and Saliva Ejector (SE)

Action Items

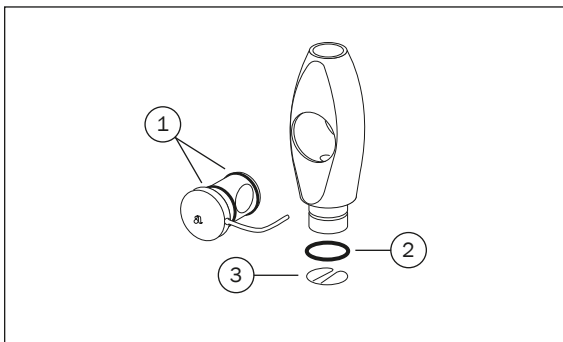
Replace HVE and saliva ejector o-rings, lubricate with A-dec silicone lubricant, and verify proper operation.



REF	DESCRIPTION	PART NUMBER	PRICE
1-3	Preventive Maintenance Kit, Standard HVE Contains items 1-3	90.1641.00	
1	O-ring, EQDM .426 ID x .070 wall		
2	Spring clip		
3	O-ring, EPDM .489 ID x .070 wall		



REF	DESCRIPTION	PART NUMBER	PRICE
1-3	Preventive Maintenance Kit, Standard Saliva Ejector Contains items 1-3	90.1642.00	
1	O-ring, EPDM .206 ID x .103 wall		
2	Screen		
3	O-ring, EPDM .364 ID x .070 wall		

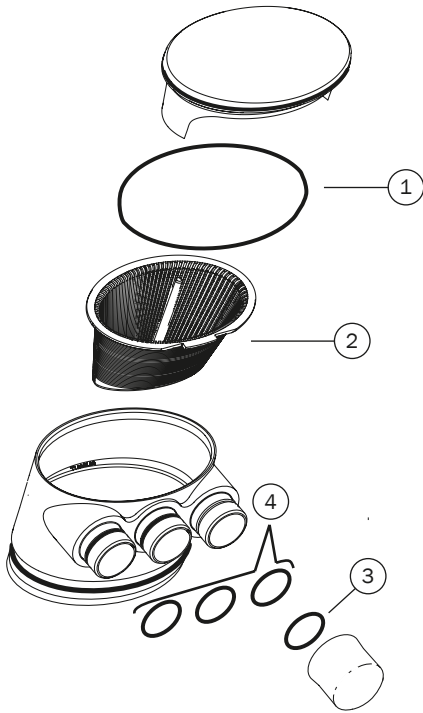


REF	DESCRIPTION	PART NUMBER	PRICE
1-3	Preventive Maintenance Kit, 15 mm HVE Contains items 1-3	90.1643.00	
1	O-ring, EPDM .801 ID x .070 wall		
2	O-ring, EPDM .739 ID x .070 wall		
3	Spring clip		

Tri Vac Canister

Action Items

- Replace o-rings in vacuum canister, tubing, and valve assemblies. Lubricate with A-dec silicone lubricant and verify proper operation.
- Inspect solids collector screen. Replace disposable screen.
- Check solids collector cap o-ring and connection o-rings and replace as necessary.

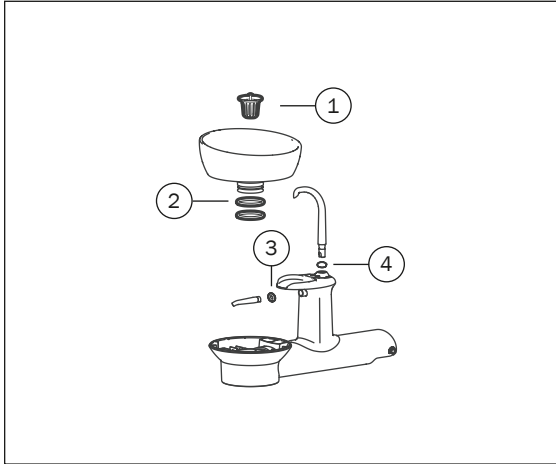


REF	DESCRIPTION	PART NUMBER	PRICE
1-4	Preventive Maintenance Kit, Tri Vac Canister Contains items 1-4	90.1644.00	
1	O-ring, 2.239 ID x .070 wall		
2	Screen		
3	O-ring, EPDM .739 ID x .070 wall		
4	Tri vac o-ring		

300/400/500 Cuspidor

Action Items

Inspect cupfill and bowl rinse spout o-rings, replace and lubricate o-rings with A-dec silicone lubricant.



REF	DESCRIPTION	PART NUMBER	PRICE
1-4	Preventive Maintenance Kit, 300 Cuspidor Contains items 1-4	90.1645.00	
1	Screen		
2	O-ring, AS568-224 1.734 ID x .139 wall		
3	O-ring, AS568-011		
4	O-ring, AS568-012		

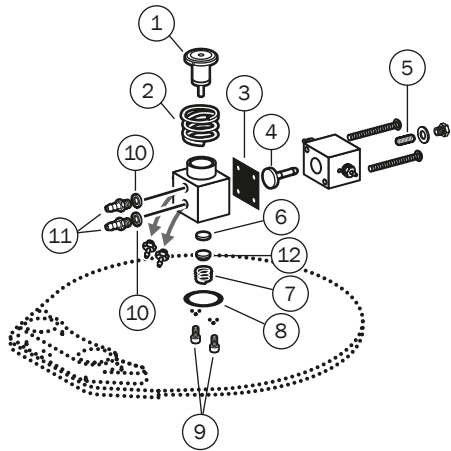


REF	DESCRIPTION	PART NUMBER	PRICE
1-3	Preventive Maintenance Kit, 400/500 Cuspidor Contains items 1-3	90.1646.00	
1	O-ring, AS568-012		
2	O-ring, AS568-011		
3	Screen		

Foot Controls

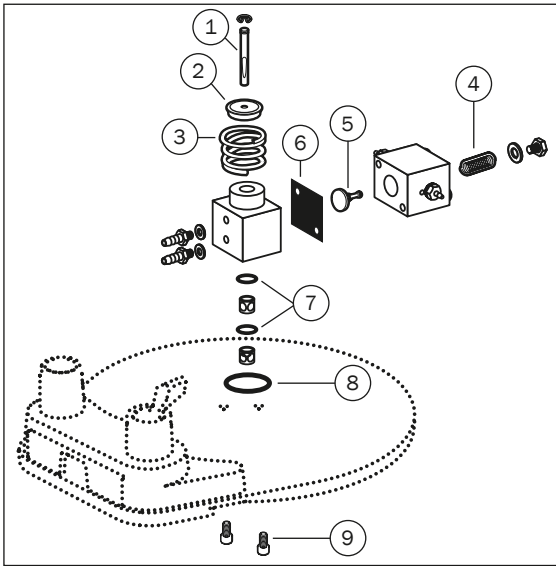
Action Items

- Inspect o-ring and trim ring, replace as necessary, lubricate o-rings with A-dec silicone lubricant, and check for correct operation.
- Replace diaphragm every five years or more frequently if needed.

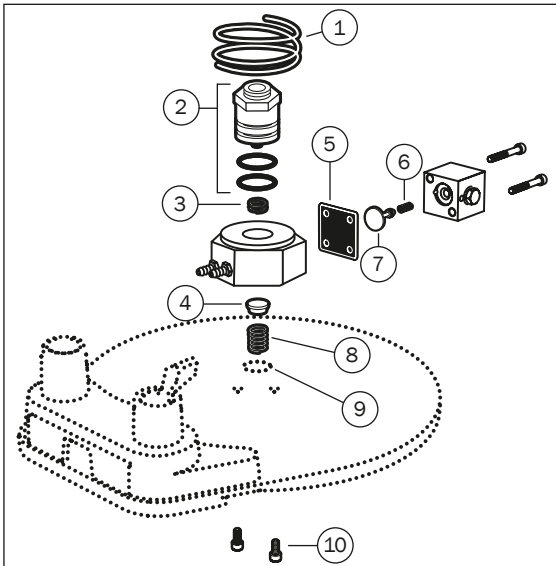


REF	DESCRIPTION	PART NUMBER	PRICE
1-9	Preventive Maintenance Kit, Foot Control III Contains items 1-9	90.0593.00	
1	Piston assembly		
2	Compression spring (large)		
3	Diaphragm		
4	Stem with o-rings		
5	Spring		
6	Poppet		
7	Compression spring (small)		
8	O-ring, AS568-012 .364 ID x .070 wall		
9	Screw, soc. hd. 4-40 x 1/4"		
10	Nylon washer		
11	5/16" barb		
12	Spring cap		

Foot Controls

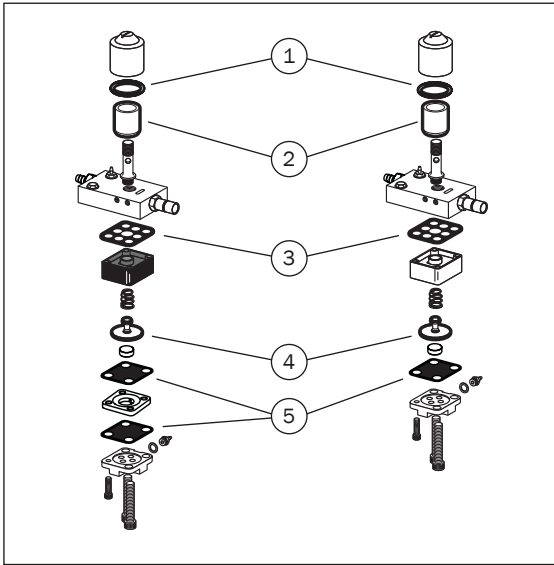


REF	DESCRIPTION	PART NUMBER	PRICE
1-9	Preventive Maintenance Kit, Foot Control II Contains items 1-9	90.0312.00	
1	Stem assembly		
2	Return ring		
3	Compression spring, .760 OD x .47 length		
4	Compression spring		
5	Stem with o-rings		
6	Diaphragm		
7	O-ring, AS568-008 .176 ID x .070 wall		
8	O-ring, AS568-012 .364 ID x .070 wall		
9	Screw, socket hd. 4-40 x 1/4"		



REF	DESCRIPTION	PART NUMBER	PRICE
1-10	Preventive Maintenance Kit, Foot Control I Contains items 1-10	90.0010.00	
1	Compression spring, 1.20 OD x .630 LG		
2	Piston assembly		
3	Compression spring, .312 OD x .25		
4	Poppet		
5	Diaphragm		
6	Compression spring, .093 OD x .250		
7	Stem with o-rings		
8	Compression spring		
9	O-ring, .614 ID x .070 wall		
10	Screw, socket hd. 4-40 x 1/4"		

Floor Box



REF	DESCRIPTION	PART NUMBER	PRICE
1-5	Preventive Maintenance Kit, Pressure Regulator, Air & Water Contains items 1-5	90.1758.00	
1	Filter housing o-rings		
2	Air & water regulator filters		
3	9-hole regulator gaskets		
4	Pistons with o-rings		
5	4-hole regulator gaskets		


Recommended Truck Stock

DESCRIPTION	PART NUMBER	PRICE
Chair		
Hex key, T-handle, 3/8 x 6"	008.025.00	
Hydraulic fluid, 1 pint	61.0197.00	
Delivery Systems		
Water bottle, w/base, Surf	90.1766.00	
Water bottle, w/base, White	90.1768.00	
Tool, 5 in lb torque adapter, syringe nut	23.1354.00	
Water cartridge assembly, OTC	38.1780.00	
Water cartridge assembly, dry	38.1783.00	
Cartridge ASSY,WTR Valve,OTC	38.0520.00	
Diaphragm, 500 control block (5)	38.1787.01	
Diaphragm, Top Cap, .75 x 1.65 x .013" (10)	38.0519.01	
Tubing, 1/4" OD, Gray, Urethane	10'	024.090.04
	50' roll	024.090.05
Tubing, 1/4" OD, Blue, Urethane, Alpha	10'	036.053.03
	50' roll	036.053.04
Tubing, 1/4" OD, Yellow, Urethane	10'	036.103.03
	50' roll	036.103.04
Tubing, SE, Gray 3	10'	024.218.03
	50' roll	024.218.02
Key, flow adjustable, w/o-ring, autoclavable, 500 (4)	38.1808.01	
Knob, flow adjustment, 300	38.1823.00	
Diaphragm, 3 position (5)	38.1833.01	
Service Kit,Century Plus,Black.W/O Tools	38.0537.01	
Valve core removal tool	98.0010.00	
Valve ASSY Kit,Pencil,Soft,Automatic	23.1234.00	
Wrench, syringe Surf 4, POM	98.0900.00	
Nut ASSY,Syringe,Smooth	23.1112.00	
Valve assembly, activation, w/tubing, White 2	99.0654.03	
Valve ASSY,Button,Syringe,Autoclavable (2)	23.1232.01	
Syringe Nut ASSY,Locking	23.1090.00	
Screen,Ellipse,Solids Trap (10)	11.1284.01	

DESCRIPTION	PART NUMBER	PRICE
Support Center / Cuspidor		
Screw button head socket, 10-32 x 1/4", SST	002.094.02	
Switch assembly, normally open, momentary, 20", 2-MTE	43.0010.00	
Cuspidor kit, single manifold	90.1408.00	
Dental Light		
Lamp, halogen, 17V	041.709.00	
Lubriplate, 3/8 ounce tube	048.107.00	
Lens dental light (6300/571/572)	28.0503.01	
Shield assembly, dental light, 200, AHZ	28.1991.00	
Light shield assembly, 300	28.2031.00	
Lens shield and gasket, OTC, LED	90.1343.00	
Foot Control		
Retaining ring, internal, 5.00 OD	38.0237.00	
Toggle, FT Control, W/Pin,Gray 3	38.0075.04	
Universal		
HLDR, hex wrench set	009.018.00	
Lubricant, silicone, 5.3 oz	98.1120.00	
Lubricant,Silicone (6)	98.0090.01	
O-ring,EPDM,.426 ID X .070 Wall (10)	034.013.01	
O-ring,EPDM,.056 ID X .060W (10)	034.003.01	
O-ring,EPDM,.921 ID X .139 Wall	034.213.00	
O-ring,EPDM,.206 ID X .103 Wall (10)	034.107.01	

Intraoral Light Sources, Bulbs, and Tooth Dryer

Quad Voltage Intraoral Light Source

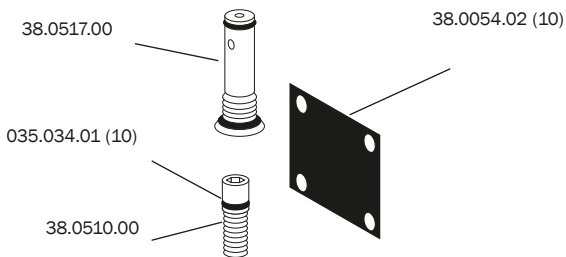


- Fiber-optic intraoral light source
- Requires fiber-optic handpiece tubing, 24 VAC
- All IOLS come equipped to light (2) handpieces
- A-dec 300 kit equipped to light (4) handpieces
- To add additional handpieces order the QVIOLS Switch Kit

IOLS kit for A-dec 300

PRODUCT DESCRIPTION	PART NUMBER	PRICE
Quad Volt IOLS kit For A-dec 300 (Equipped to light (4) handpieces)	90.1168.00	
Quad Volt IOLS kit For Performer	76.8112.00	
Quad Volt IOLS kit For 2122/2132	90.1358.00	
Quad Volt IOLS kit For 3420/2561	90.1359.00	
Quad Volt IOLS kit For 4631	90.1360.00	
QVIOLS Switch Kit	90.1382.00	

Tooth Dryer End Cap Parts



Tooth Dryer

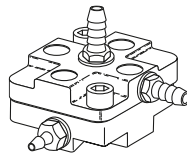
11.0232.00



- For tubing options, see tubing section
- Handpiece only

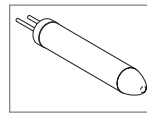
Tooth Dryer Relay Valve

34.0043.00



- 1/8" barb (1)
- 1/4" barbs (2)

A-dec Replacement Bulbs




Xenon, 3.5V, .75A

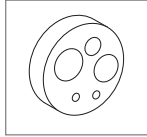
FOR 5-HOLE HANDPIECE TUBING	PART NUMBER	PRICE
Xenon, 3.5V, .75A	041.317.00	

High-speed and Low-speed Replacement Parts

Handpiece Gaskets



4-hole



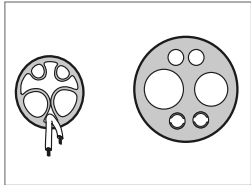
5-hole

- Seals connection between handpiece and handpiece tubing terminal

HANDPIECE MODEL	PART NUMBER	PRICE
A-dec handpieces		
4-hole Midwest	50.0056.00	
A-dec fiber-optic handpieces		
5-hole A-dec only	50.0057.00	

Advanced Air and Pressure Gauge

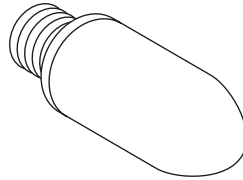
ADVANCED AIR REPLACEMENT PARTS	PART NUMBER	PRICE
Tubing only, 64" silicone	98.1164.00	
Tubing only, 85" silicone	98.1167.00	



Tubing

A-dec Handpiece Exhaust Muffler

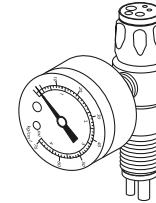
98.0660.00



- Attaches to any 4-hole vinyl handpiece tubing
- Particularly effective in quieting handpiece exhaust inside the control head

Handpiece Pressure Gauge (single)

50.0271.00

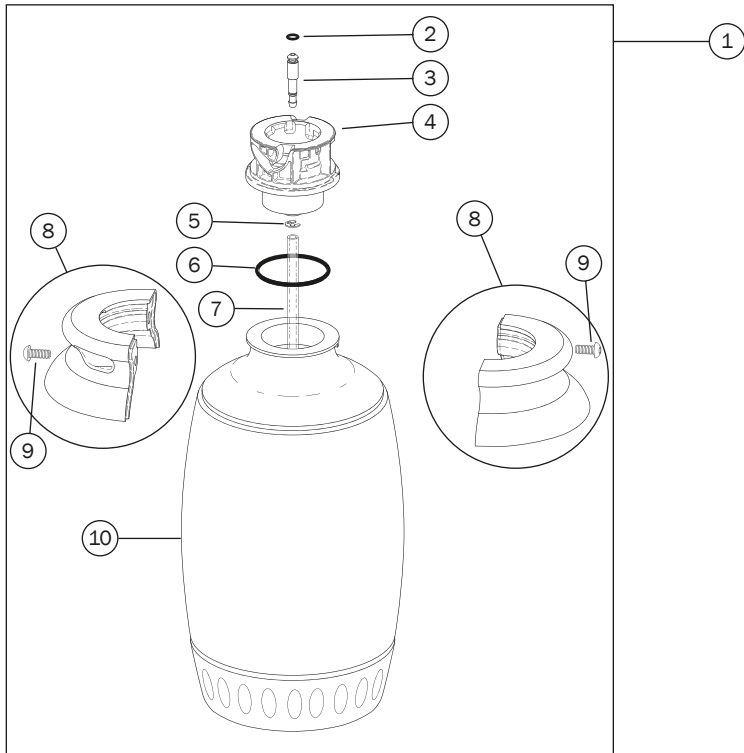


- Fit all handpiece couplers, except Borden 3-hole

Electric Motors Replacement Parts

KAVO KL 703 ELECTRIC MOTOR REPLACEMENT PARTS	PART NUMBER	PRICE
Motor		
Motor Only, Intra™ LUX KL 703 LED Motor	54.0838.00	
Control Module		
EMC-703 control module (2 positions maximum) (Handpiece tubing not included) Use with: KL 703 LED Motor	54.0809.01	
Tubing		
KL 703 tubing, medium length For 532, 533, and all 300 Use with: KL 703 LED Motor	54.0807.01	
KL 703 tubing, long length For 541 Use with: KL 703 LED Motor	54.0808.01	

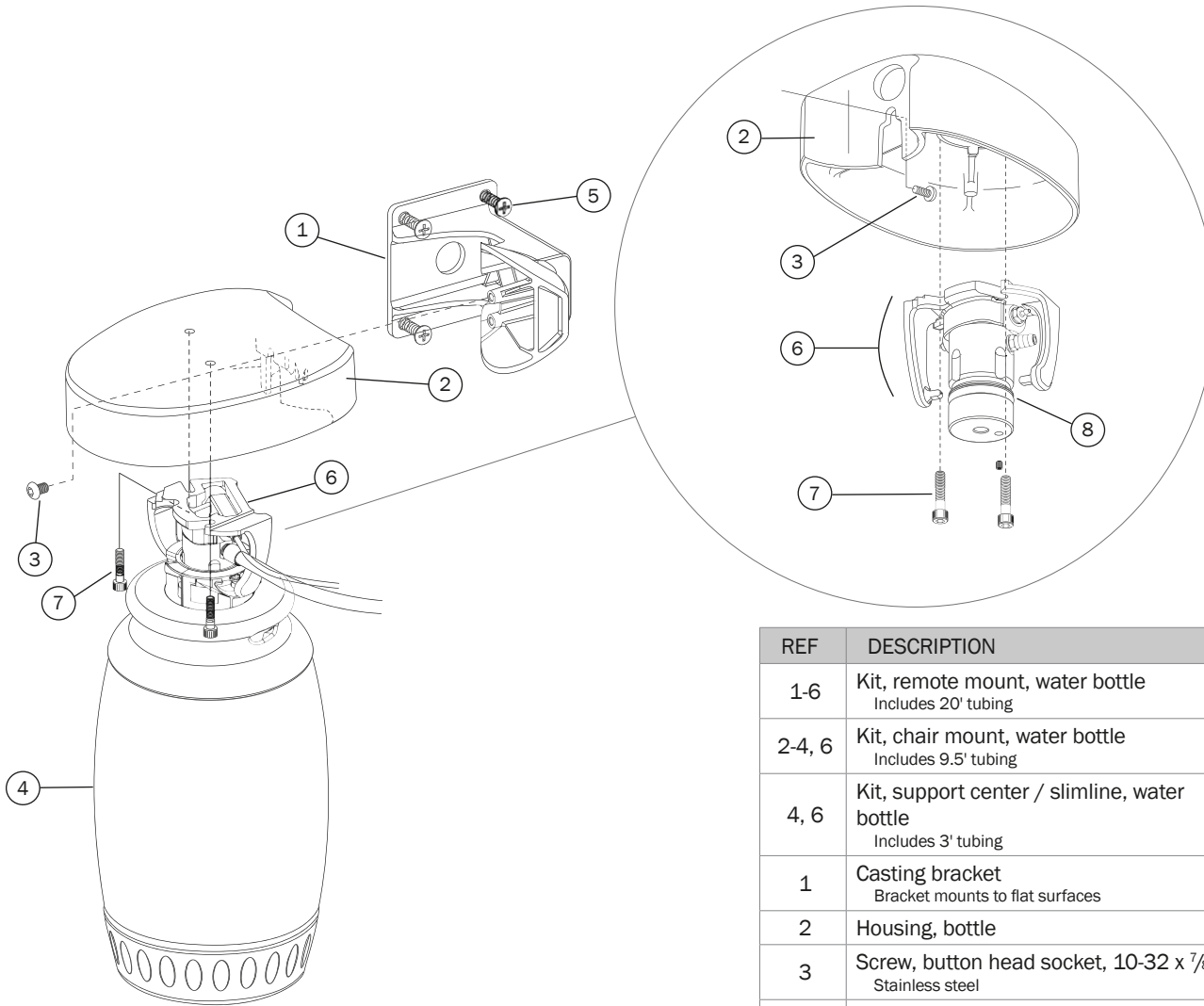
A-dec 500 and 300



REF	DESCRIPTION	WHITE	SURF	PRICE
1	Water bottle assembly	90.1768.01	90.1768.00	
2	O-ring, AS568-006, 0.114 ID x 0.070 W	030.006.02		
3	Connector, water	14.0457.00		
4	Receptacle	14.0453.00		
5	Retaining ring, external tooth, .187" ID	010.002.00		
6	O-ring, N, 1.612 ID x .103 W (10)	031.130.01		
7	Tube, supply, 8 inch long	14.0467.00		
8	Clamp kit, water bottle (Includes 005.110.00)	90.1550.01	90.1550.00	
9	Screw, button head socket, 10-32 x 1/2"	005.110.00		
10	Water bottle with base	14.0466.01	14.0466.00	

Note: Use care when servicing this water bottle, be sure to align the clamp with the detent on the bottle to successfully reassemble the parts without causing damage.

A-dec 500 and 300



REF	DESCRIPTION	WHITE	SURF	PRICE
1-6	Kit, remote mount, water bottle Includes 20' tubing	14.0471.00	-	
2-4, 6	Kit, chair mount, water bottle Includes 9.5' tubing	14.0484.00	14.0464.00	
4, 6	Kit, support center / slimline, water bottle Includes 3' tubing	14.0464.02	-	
1	Casting bracket Bracket mounts to flat surfaces	77.0420.01		
2	Housing, bottle	14.0455.04	14.0455.02	
3	Screw, button head socket, 10-32 x 7/8" Stainless steel	001.253.00		
4	Water bottle assembly	90.1768.01	90.1768.00	
5	Screw, raised head, Phillips, 5 mm x 105 mm, steel zinc	003.071.00		
6	Receptacle assembly	90.1101.00		
7	Screw, 10-32 x 7/8", socket head	002.112.00		
8	O-ring, E, 0.921 ED x 0.139 W	034.213.00		
	Jacket tubing 5/16 x 1/8 (per foot)	024.200.00	-	

A-dec 500, 300, and 200

A-dec ICX Waterline 2-liter Treatment Tablet

90.1065.00 Case, 2-liter tablets



- Case contains (36) boxes with (50) tablets each

Water Bottle Tubing Grommet

018.094.00



- For routing water bottle tubing through dental furniture
- 3/4" (19 mm)
- White

2-liter Water Bottle Cap

14.0491.01



Hole Plug for Unit

77.0263.00 Plug, no water bottle, Surf 4

77.0263.01 Plug, no water bottle, White 2



- Plugs hole in front mount rigid arm when self-contained water bottle is not mounted

Water Bottle Brush

049.070.00



A-dec 200 2-liter water bottle

14.0486.00

14.0488.00 2-liter pick-up tube



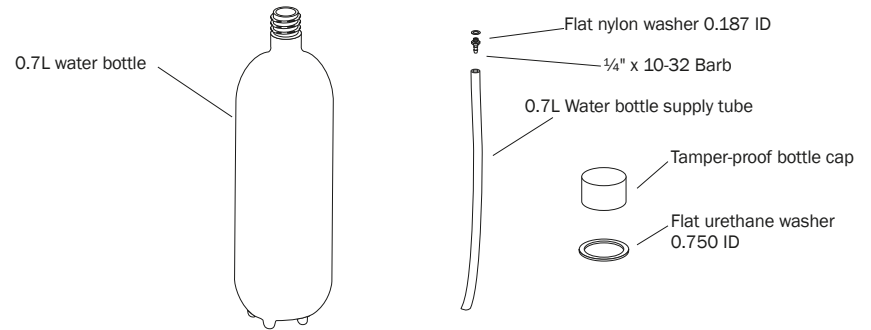
Cascade and Prior

Self-Contained Water Systems with 0.7-liter Bottle



- Kits Include:
Regulator assembly
(2) 0.7L water bottles
Bottle receptacle assembly
Mounting hardware
- Can be used with ICX or an approved maintenance protocol to maintain dental water lines
- Provides water for handpieces and syringe

Replacement Parts for Self-Contained 0.7-liter Water Bottles

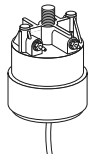


DESCRIPTION	PART NUMBER	PRICE
Universal mount For use with: 3072 wall-mount and pre-cascade systems Includes post and wall-mount brackets with 14.0308.02 style receptacle assembly	14.0299.00	
Cascade chair-mounted systems For use with: 2140/2150/2240/2250/4631/4635 cabinet-mount. Includes wall-mount bracket with 14.0408.00 style receptacle assembly	14.0406.00	
Radius 2122/2132 L/R systems Includes short stud With 14.0492.00 style receptacle assembly	14.0424.00	
Performer systems With 14.0408.00 style receptacle assembly	14.0451.00	
Tamper-proof bottle cap (2)	90.1824.00	

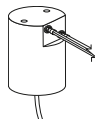
DESCRIPTION	PART NUMBER	PRICE
Replacement 0.7L water bottles (2)	90.0460.03	
0.7L water bottle service kit Includes (1) bottle, washer, supply tube, and barb fitting with washer	14.0416.00	
0.7L water bottle supply tub (6)	14.0332.01	
Flat nylon washer 0.187 ID (10)	004.005.02	
1/4" x 10-32 barb (10)	023.001.03	
Flat urethane washer 0.750 ID	004.137.00	
Tamper-proof bottle cap (2)	90.1824.00	

Replacement Receptacle Assembly for Self-Contained Water Systems

- 14.0408.00 Cap assembly
Cascade/Decade/Performer
- 14.0308.02 Cap assembly
Pre-Cascade Systems
- 14.0492.00 Cap assembly
Radius 2122/2132 w/short stud



Cascade/Decade/
Radius/Performer



Pre-Cascade Systems

Water Bottle Stud

- 14.0498.00 Water bottle stud with o-ring
Excludes 2122/2132
- 14.0499.00 Water bottle stud (short) with o-ring
Includes 2122/2132 after L612321



(Short)

A-dec ICX Waterline Treatment Tablet

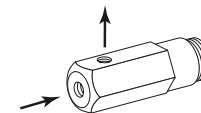
90.1064.00 Case, 0.7L tablet



- For 0.7L bottles
- Case contains (36) boxes with (50) tablets each


Regulator, Relieving, 40 psi

24.0388.02




- For self-contained water system
- Non-adjustable
- 10 - 32 inlet and outlet ports
- Includes 023.004.00 barb
- Includes 004.005.00 washer


Diaphragms and Gaskets



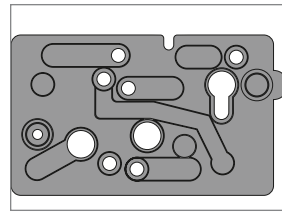
Black
23.0196.01 (5)




Black
23.0198.01 (5)




Black (Reg/shut-off)
24.0137.01 (10)




Red
38.0550.01 (5)




Black
38.0118.01 (5)




Black
38.0711.01 (5)



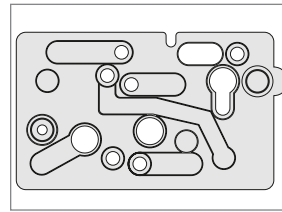
Black (Reg/shut-off)
22.0440.02 (10)
22.0440.01 (50)



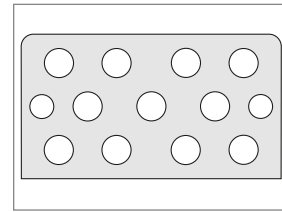
Black
24.0136.01 (10)




Black (Century II, front cap)
38.0179.02 (10)




Clear (Century Plus, side)
38.0507.01 (10)



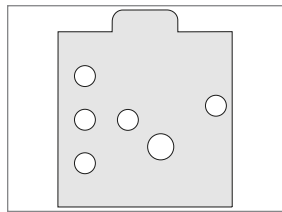
Clear (Excellence QD)
35.0574.01 (5)



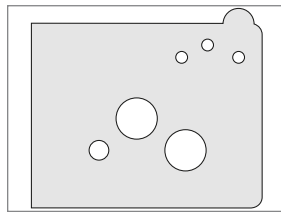
Black
38.1787.01 (5)




Black
38.0519.01 (10)




Clear
29.0050.01 (5)




Clear (Century II, side)
38.0186.02 (10)



Black (Century II, top cap)
38.0054.02 (10)
38.0054.01 (50)



Black (Century Plus, air/electric switch on top cap)
75.0911.01 (5)



Black
38.0120.01 (5)

NOTE: Number in parentheses indicates quantity.

Diaphragm and gasket illustrations are not to scale.

O-rings

Use A-dec O-rings

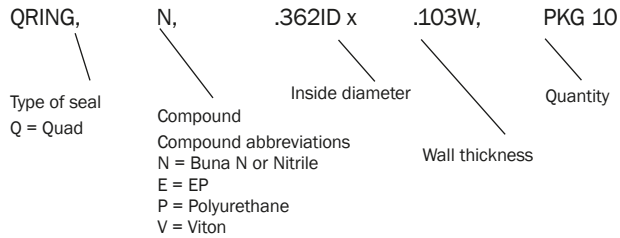
A-dec o-rings are made from specific ethylene propylene (EP), fluorocarbon (Viton) and nitrile (Buna N) compounds to provide the best performance. We recommend the use of A-dec o-rings in your A-dec equipment.

A-dec's silicone lubricant is a high quality silicone-based grease. It is ideal for lubricating A-dec o-rings. Before installing o-rings, always apply a light coating of silicone lubricant. This makes the installation of the o-ring easier and prevents the o-ring from being damaged. A-dec silicone lubricant is available in a package of 6 as Part Number 98.0090.01.

The use of petroleum-based lubricants (jellies, creams, or lotions) cause the o-rings in the syringe to swell and/or deteriorate, resulting in syringe malfunction or failure.

O-ring names

O-ring names, which appear on acknowledgements and invoices, provide the following informative descriptions:



Autoclavable O-ring Specification Chart

Package of 10

PART NUMBER	MATERIAL	I.D. (inches)	O.D. (inches)	WIDTH (inches)	PRICE
034.001.01	EP	.032	.108	.038	
034.002.01	EP	.042	.142	.050	
034.003.01	EP	.056	.176	.060	
035.050.01	EP	.070	.150	.040	
035.033.01	EP	.101	.241	.070	
035.030.01	Viton	.176	.256	.040	
035.049.01	EP	.176	.256	.040	
034.107.01	EP	.206	.412	.103	
034.012.01	EP	.364	.504	.070	
034.013.01	EP	.426	.566	.070	
034.014.01	EP	.489	.629	.070	
034.018.02	EP	.739	.879	.070	
034.019.01	EP	.801	.941	.070	

O-rings

Non-Autoclavable O-ring Specification Chart

PART NUMBER	MATERIAL	I.D. (inches)	O.D. (inches)	WIDTH (inches)	PKG QTY	PRICE
030.001.02	Buna-N	.029	.109	.040	10	
030.002.02	Buna-N	.042	.142	.050	10	
030.003.02	Buna-N	.056	.176	.060	10	
030.004.02	Buna-N	.070	.210	.070	10	
030.008.02	Buna-N	.176	.316	.070	10	
030.009.01	Buna-N	.208	.348	.070	25	
030.011.02	Buna-N	.301	.441	.070	10	
030.012.02	Buna-N	.364	.504	.070	10	
030.013.02	Buna-N	.426	.566	.070	10	
030.014.01	Buna-N	.489	.629	.070	25	
030.015.02	Buna-N	.551	.691	.070	10	
030.016.02	Buna-N	.614	.754	.070	10	
030.019.03	Buna-N	.801	.941	.070	10	
030.023.02	Buna-N	1.051	1.191	.070	10	
030.026.01	Buna-N	1.239	1.379	.070	10	
030.027.01	Buna-N	1.301	1.441	.070	10	
030.034.02	Buna-N	2.114	2.254	.070	10	
030.035.02	Buna-N	2.239	2.379	.070	10	


Non-Autoclavable O-ring Specification Chart Continued

PART NUMBER	MATERIAL	I.D.	O.D.	WIDTH	PKG QTY	PRICE
030.228.02	Buna-N	2.250 in	2.500 in	.125 in	10	
031.130.01	Buna-N	1.612 in	1.818 in	.103 in	10	
035.003.01	Buna-N	.029 in	.109 in	.040 in	10	
035.004.01	Buna-N	.240 in	.306 in	.033 in	10	
035.034.01	Buna-N	.100 in	.176 in	.038 in	10	
035.041.02	Buna-N	.614 in	.768 in	.077 in	10	
035.053.01	Silicone	20 mm	-	2 mm	10	

A-dec 500 (Version A) Covers and Caps

Accessory Plate


- 77.0147.00 Plate, accessory Surf 4
- 77.0147.01 Plate, accessory White 2



- For A-dec 532 and A-dec 542 Traditional and A-dec 533 Continental delivery systems

Blank Whip Cover

- 77.0069.00 Surf 4
- 77.0069.01 White 2



- For A-dec 533 Continental delivery systems

Support Link Bearing Cover Cap and Locking Knob

- 77.0374.01 Bearing cover cap, White 2
- 77.0373.01 Knob, link lock, White 2



Assistant's Arm Covers

- 77.0021.01 Covers (4), Surf 4
- 77.0021.03 Covers (4), White 2



- Covers the pivot points on an A-dec 551 chair-mounted assistant's arm

Cover, Brake Handle Hole

- 77.0424.00 Surf 4
- 77.0424.01 White 2



- Covers the brake handle hole on A-dec 532 and A-dec 542 Traditional and A-dec 533 Continental delivery systems
- For delivery systems after June 2005

A-dec 300 Covers and Caps

Plug, Control Head Touchpad Hole

77.0845.00



- Fits either side of the control head

Vacuum Canister Blank Cover

77.0724.00



- Use on A-dec 361 support center when no vacuum is needed

End Cap for A-dec 361 Water Bottle Arm

90.1212.00



- For A-dec 361 water bottle arm

Plug, Monitor Cable Hole in Light Post

75.0150.00



- Plugs light post when no monitor is present

End Cap for A-dec 300 Flexarm

77.0784.00



- For all A-dec 300 delivery system flexarms

Chair Upper Structure Hole Plug

018.002.04 Surf 4

018.002.05 Gray 3

018.002.06 White 2

018.002.08 Slate



Cap for 2" Post on A-dec 300 Monitor

77.0842.00



- For A-dec 300 monitor mount with no light
- Fits on top of intermediate post

Barbed

1/8" OD In-line Barb

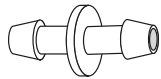
023.019.03 (10) Barbs

023.019.02 (25) Barbs



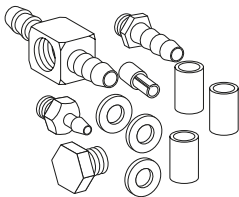
5/16" OD In-line Barb

023.814.01 (5) Barbs



Connector Kit

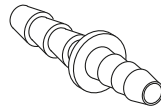
023.025.00



- (3) washers, .187 ID
- (1) 10 - 32 plug
- (1) 1/4" barb
- (1) 1/8" barb
- (1) 1/4" tee body
- (1) 1/8" uni-clamp
- (3) 1/4" ID sleeve clamps

1/4" OD In-line Barb

023.045.04 (10) Barbs



Connector Kit

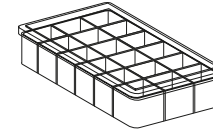
023.079.00



- (3) washers, .187 ID
- (3) 1/4" ID sleeve clamps
- (1) 5/16" ID sleeve clamp
- (1) 10-32 female coupling
- (1) 1/8" uni-clamp
- (1) 1/4" tee body
- (1) 1/4" x 10-32 barb
- (1) 1/8" x 10-32 barb
- (1) 5/16" x 10-32 barb

Barb/Fittings Service Parts Kit

90.1021.00 Service parts kit



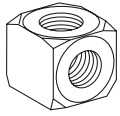
Includes (quantities shown in parentheses):

- (40) 1/8" tubing plug
- (50) 1/8" barb cap
- (40) 1/4" x 10 - 32 barb
- (60) 1/8" uni-clamp
- (30) 1/8" x 10 - 32 barb
- (20) sleeve clamp
- (30) 1/4" in-line barb
- (30) 1/8" barbed tee
- (10) 1/8" MPT to 10 - 32 adapter
- (60) 1/8" in-line barb
- (50) 10 - 32 hex plug
- (5) 10 - 32 cross body
- (30) 10 - 32 female coupling
- (120) flat nylon washer
- (5) 10 - 32 to 3/8" compression adapter
- (25) 5/16" in-line barb
- (30) 5/16" x 10 - 32 barb
- (20) 5/16" sleeve clamps

Barbed

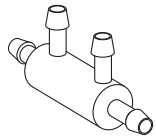
10 - 32 Female Cross Body

021.027.01 (5) Cross bodies



1/8" OD 4-Way Barbed Plastic Tee

023.065.01 (5) Tees



1/8" OD 3-Way Barbed Plastic Tee


023.014.02 3-way (10) Tees



5/16" Water Tubing Barb


023.805.01 Barbs, 10 - 32 (10)

023.804.00 Barb, 1/8" NPT



5/16" x 10 - 32

- Requires washer 004.005.02 (10)



5/16" x 1/8" NPT

10 - 32 x 1/8" Barb

023.004.03 (10) Barbs

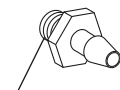
023.004.04 (100) Barbs



- Requires washer 004.005.02 (10)

10 - 32 x 1/8" Restrictor Barb

023.036.00 (1) Barb

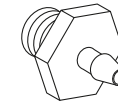


.005

- Requires washer 004.005.02 (10)

1/4 - 32 x 1/8" Barb

023.028.00 Barb



10 - 32 x 1/8" Restrictor Barb

023.070.00 (1) Barb, brass

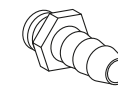


.013

- Use in self-contained water system
- Requires washer 004.005.02 (10)

10 - 32 x 1/4" Barb

023.001.03 (10) Barbs



- Requires washer 004.005.02 (10)

Barbed

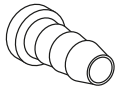
1/8" Tubing Plug

023.030.02 (10) Plugs



1/4" Tubing Plug

023.057.01 (10) Plugs



1/8" ID Uni-clamp

025.007.01 (10) Uni-clamps

025.007.02 (100) Uni-clamps

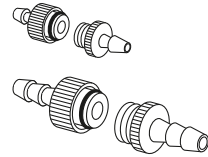


- Fits all A-dec
1/8" polyurethane tubing
- Plastic, white

Quick Connector

023.094.01 1/8" (5)

023.095.01 1/4" (5)



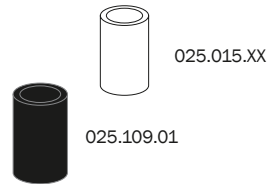
- Nickel-plated brass

Sleeve Clamps

025.015.01 1/4" Tubing clamps (10)

025.015.02 1/4" Tubing clamps (100)

025.109.01 5/16" Tubing clamps (10)



025.015.XX

- Plastic

025.109.01

10 - 32 Hex Plug

021.016.04 (10) Plugs

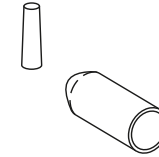


- Nickel-plated brass
- Requires washer 004.005.02

Barb Cap

023.031.01 1/8" OD (10)

022.009.01 1/4" OD (10)



- Requires 1/8" barb cap
uni-clamp 025.007.01

10 - 32 Female Coupling

021.034.01 (10) Couplings



- Nickel-plated brass

.187 ID Washer

004.005.01 (100) Washers

004.005.02 (10) Washers

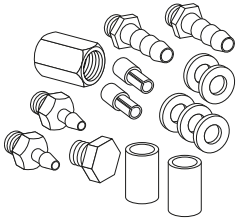


- Nylon
- Use with 10 - 32 threaded fittings

Barbed

1/8" to 1/4" Barb Adapter Kit

023.029.00 Kit



- Includes:
 - (5) washers, .187 ID
 - (1) hex plug, 10 - 32
 - (1) female coupling, 10 - 32
 - (2) barbs, 10 - 32 x 1/4"
 - (2) barbs, 10 - 32 x 1/8"
 - (2) uni-clamps, 1/8"
 - (2) sleeve clamps, 1/4" ID

300/500 Barb, Fitting Service Kit

90.1268.00

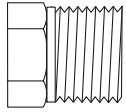


- Includes:
 - (4) barb, 10 - 32 x 5/16"
 - (2) barb, 10 - 32 x 1/8"
 - (2) barb, 10 - 32 x 1/4"
 - (4) flat nylon washers, .187
 - (4) sleeve Clamp, 5/16"
 - (2) uni-clamp, 1/8"
 - (1) female cross, 10 - 32
 - (2) hex plug, 10 - 32

Pipe

Pipe Plug

021.010.00 1/8" MPT



- 1/8" MPT
- Hex head
- Brass

Pipe Plug

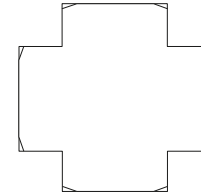
021.020.00 1/8" Pipe plug



- 1/8" MPT
- Socket head
- 303 Stainless Steel

Pipe Cross

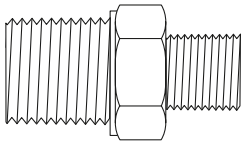
021.014.00



- 1/8" FPT x (4)
- Brass

Reducing Nipple

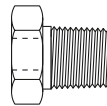
021.012.00



- 1/4" MPT x 1/8" MPT
- Brass

Adapter

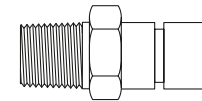
021.029.00



- 10 - 32 x 1/8" MPT
- Brass

Adapter

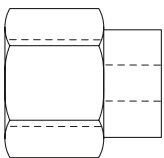
021.042.00



- 1/8" MPT x 3/8" compression
- Brass

Reducer Coupling

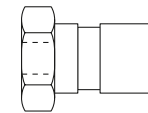
021.030.00



- 1/4" FPT x 1/8" FPT
- Brass

Adapter

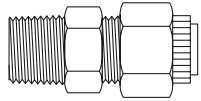
021.056.00



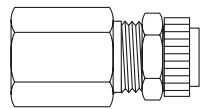
- 10 - 32 x 3/8" compression
- Nickel-plated brass

Tubing Poly-Flo

Male Connector	TUBING SIZE	PIPE THDS.	FINISH	PRICE
022.001.00	1/4" OD	1/8"	Plated	
022.021.00	3/8" OD	1/8"	Brass	
022.028.00	3/8" OD	1/4"	Brass	

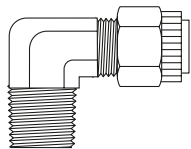


Female Connector	TUBING SIZE	PIPE THDS.	PRICE
022.016.00	1/4" OD	1/8"	
022.023.00	3/8" OD	1/4"	



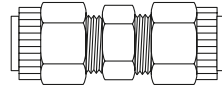
• Plated finish

Male Elbow	TUBING SIZE	PIPE THDS.	FINISH	PRICE
022.025.00	3/8" OD	1/8"	Brass	



Union

022.044.00 3/8" OD

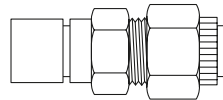


• Brass finish

Adapter

022.041.00 1/4" OD

022.043.00 3/8" OD

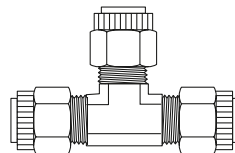


• 3/8" compression
• Brass finish

Union Tee

022.019.00 1/4" OD

022.045.00 3/8" OD



• Brass finish

Plastic Sleeve and Plug

022.015.01 3/8" OD Sleeve (10)

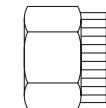
022.009.01 1/4" OD Plug (10)



Nut with Plastic Sleeve

022.029.02 1/4" OD (10)

022.014.03 3/8" OD (10)



• Plated

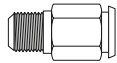
Quick-Disconnects (QD)

Female QD with Shut-off	ID	POLY-FLO	PRICE
026.001.00	1/4"	1/4"	
026.022.00	3/8"	3/8"	



- In-line and panel mount
- Use with 1/4":
026.020.00
026.035.00
13.0375.00
- Use with 3/8":
026.040.00
026.043.00

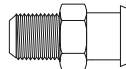
Female QD with Shut-off	ID	MALE PIPE	PRICE
026.015.00	1/4"	1/8"	



- In-line and panel mount
- Use with 1/4":
026.020.00
026.035.00
13.0375.00
- Use with 3/8":
026.040.00
026.043.00

Female QD with Shut-off

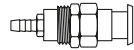
026.007.00



- 3/8" ID with 1/4" MPT
- Use with:
026.040.00
026.043.00

Female QD with Shut-off

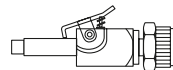
026.065.00



- 1/4" ID with 1/4" barb
- Panel mount
- Use with:
026.020.00
026.035.00
13.0375.00

Male QD with Shut-off

026.020.00

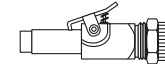


- 1/4" OD with 1/4" Poly-Flo
- Use with:
026.001.00
026.015.00
026.065.00
026.125.00

Male QD with or without Shut-off

026.043.00 With shut-off

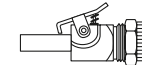
026.040.00 Without shut-off



- 3/8" OD with 3/8" Poly-Flo
- Use with:
026.007.00
026.022.00

Male QD without Shut-off

026.035.00



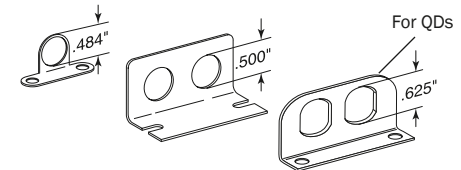
- 1/4" OD with 1/4" Poly-Flo
- Use with:
026.001.00
026.015.00
026.065.00
026.125.00

Panel Mounting Brackets

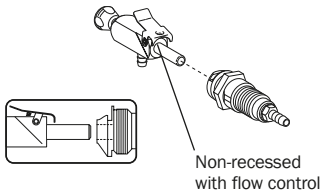
026.036.00 Single

42.0701.00 Double

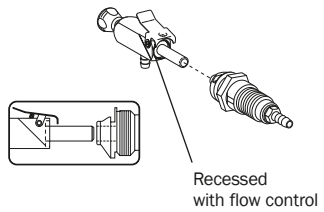
56.0339.00 Double for QDs



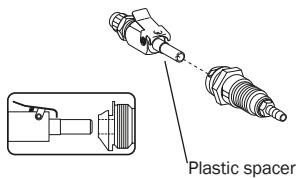
Quick-Disconnects (QD)



Quick Disconnect Fittings for Self-contained Water			
13.0375.00	Male	1/4" OD with 1/4" barb	
026.125.00	Female	1/4" ID with 1/4" & 1/8" barb	
90.0370.00	Kit*		



Quick Disconnect Fittings for City Water			
13.0381.00	Male	1/4" OD with 1/4" barb	
026.131.00	Female - Cascade	1/4" ID with 1/4" barb	
026.157.00	Female - Performer	1/4" ID with 1/8" barb	
026.134.00	Kit* - Cascade		
76.2025.00	Kit* - Performer		



Quick Disconnect Fittings for Air			
13.0384.00	Male	1/4" OD with 1/4" poly	
026.132.00	Female	1/4" ID with 1/4" barb	
026.130.00	Kit* - Cascade		
76.2030.00	Kit* - Performer		

NOTE: Male and female connectors only connect with items in the same table, they cannot be mixed and matched

NOTE: *Kits include male and female connectors and required hardware

A-dec 500 (Version A) and 300

A-dec 500 Water QD Kit

90.1097.00 Water QD kit



A-dec 500 Air QD Kit

90.1098.00 Air QD kit



A-dec 300 Air and Water QD Kit

90.1166.00 Water QD kit



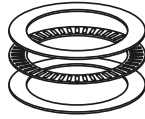
Arm Bearing Kit

90.1123.00 Bearing stack

016.108.00 Race thrust bearing (1)

016.044.00 Needle thrust bearing (1)

048.107.00 Lubriplate



- Kit includes (2) race bearings
- Also compatible with 2122 and all Cascade/Decade

Contoured

A-dec 511/A-dec 411/ A-dec 311 (Version B) (domestic only) Floor Boxes



- Cast frame
- Does not include umbilical or utilities
- 17" x 16.5" (432 mm x 419 mm)
- With outer convolute umbilical cover

PRODUCT DESCRIPTION	PART NUMBER SURF 4	PART NUMBER WHITE 2	PRICE
Floor box and cover	41.1506.00	41.1506.01	
Floor box frame only	41.1467.00	41.1467.01	
Cover only	41.1464.01	41.1464.02	
Master toggle kit	-	90.1088.01	
Air filter/regulator	24.0475.00		
Water filter/regulator	24.0474.00		
22" outer convolute umbilical cover	-	024.273.01	

A-dec 311 (Version B) (international only) Floor Box



- Cast frame
- White 2 cover
- Frame includes cutouts for routing umbilical to A-dec 363 support center
- Does not include umbilical or utilities
- 17" x 16.5" (432 mm x 419 mm)
- With outer convolute umbilical cover

PRODUCT DESCRIPTION	PART NUMBER	PRICE
Floor box and cover	41.1540.00	
Cover only, White 2	41.1464.02	

A-dec 311 (Version A) Contoured Floor Box



- White cover
- Does not include umbilical or utilities
- Frame and cover kit also contains all low chair covers

PRODUCT DESCRIPTION	PART NUMBER	PRICE
Floor box frame only	62.0658.00	
Cover only	62.0655.00	

Mounting Kit

For use with

- Stainless steel floor boxes
- Cascade contoured floor box

41.1454.01 Gray 3

41.1454.00 Surf 4

Cascade Contoured Floor Box



- Cast frame
- Surf 4 cover
- Does not include umbilical or utilities
- 14.5" x 17" (368 mm x 432 mm)

PRODUCT DESCRIPTION	PART NUMBER	PRICE
Cascade contoured floor box frame and cover	41.1457.00	
Floor box frame only	41.0417.00	
Cover only, Surf 4	41.0416.00	

Stainless Steel


A-dec 500 Remote Floor Boxes



- Gray 3 cover
- Includes 7' (2,134 mm) umbilical
- Use with non-chair mounted delivery system
- 5.5" x 14.5" x 17" (140 mm x 368 mm x 432 mm)
- Includes mounting hardware
- Includes stainless steel frame and cover

PRODUCT DESCRIPTION	PART NUMBER	PRICE
541/545 Remote floor box kit	41.1490.01	
542 Remote floor box kit	41.1491.01	
Large floor box frame and cover	41.1456.01	
Floor box frame only	41.1507.00	
Cover only, Gray 3	41.0413.01	
Air filter/regulator	24.0475.00	
Water filter/regulator	24.0474.00	

A-dec 300 Remote Floor Box



- Gray 3 cover
- Includes 3' (914 mm) umbilical
- Hole plugs
- Mounting hardware
- 5.5" x 14.5" x 17" (140 mm x 368 mm x 432 mm)

PRODUCT DESCRIPTION	PART NUMBER	PRICE
Remote stainless steel floor box With cover	77.1019.00	
Floor box frame only	41.1507.00	
Cover only, Gray 3	41.0413.01	

Large Stainless Steel Floor Box



- Surf 4 cover
- Does not include umbilical or utilities
- 5.5" x 14.5" x 17" (140 mm x 368 mm x 432 mm)

PRODUCT DESCRIPTION	PART NUMBER	PRICE
Large floor box frame and cover, Surf 4	41.1456.00	
Floor box frame only	41.0414.00	
Cover only, Surf 4	41.0413.00	

Medium Stainless Steel Floor Box



- Surf 4 cover
- Does not include umbilical or utilities
- Includes mounting hardware
- 5.5" x 9" x 14" (140 mm x 229 mm x 356 mm)

PRODUCT DESCRIPTION	PART NUMBER	PRICE
Medium stainless steel floor box frame and cover, Surf 4	41.1455.00	
Floor box frame only, with plugs	41.0408.00	
Cover only, Surf 4	41.0407.00	

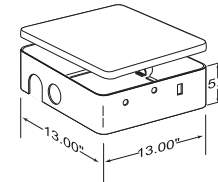
Small Stainless Steel Floor Box



- Surf 4 cover
- Does not include umbilical or utilities
- Includes mounting hardware
- 4.5" x 7" x 8" (114 mm x 178 mm x 203 mm)

PRODUCT DESCRIPTION	PART NUMBER	PRICE
Small stainless steel floor box frame and cover	41.0034.00	

Performer Stainless Steel Floor Box



- Surf 4 cover
- Does not include umbilical or utilities
- 5.5" x 13" x 13" (140 mm x 330 mm x 330 mm)

PRODUCT DESCRIPTION	PART NUMBER	PRICE
Floor box frame only	41.1317.00	
Cover only, Surf 4	41.0016.02	
Indicator light assembly	041.582.00	

Cascade Stainless Steel Recessed Floor Box



- Surf 4 cover
- Does not include umbilical or utilities
- 6.5" x 14.5" x 18" (165 mm x 368 mm x 457 mm)

PRODUCT DESCRIPTION	PART NUMBER	PRICE
Recessed floor box frame and cover	41.1458.00	

Plugs and Umbilical Components

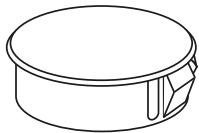
1/2" Hole Plug

- 018.002.04 Surf 4
- 018.002.05 Gray 3
- 018.002.06 White 2
- 018.002.08 Slate



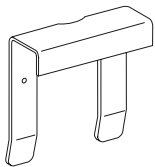
1- 1/4" Hole Plug

- 018.010.02 Surf 4
- 018.010.03 Gray 3



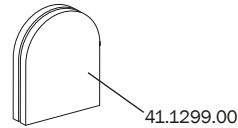
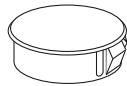
Retaining Clips

- 41.0074.00 2 3/4"
- 41.0411.00 2 3/8"
- 47.1259.00 2 3/8" for contour floor box



2" Hole Plugs

- 018.026.02 Surf 4, round
- 018.026.03 Gray 3, round
- 018.026.04 White 2, round
- 018.026.05 Slate, round
- 41.1299.00 Surf 4



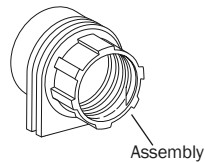
Umbilical Restraints

- 41.1144.00 U-shaped restraint



Umbilical Connectors

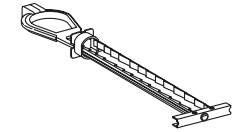
- 41.1164.00 1 3/4" Connector
- 41.1385.00 2" Connector



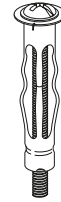
• Surf 4 color

Mounting Hardware

- 014.007.00 Toggle wall anchor
- 014.006.00 Threaded insert



1/4-20 Wall anchor toggle bolt



3/16 x 2" Threaded Wall Insert

Moisture Separators and Air Filter/Regulators

Manual Moisture Separator

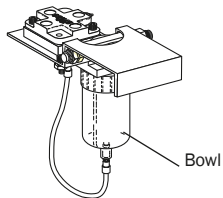
- 026.186.00 Moisture separator
- 97.0405.00 Bowl assembly
- 97.0408.01 Filter (3)



- For Cascade / Decade / Radius systems
- Before 2000

Automatic Air Filter/Moisture Separator

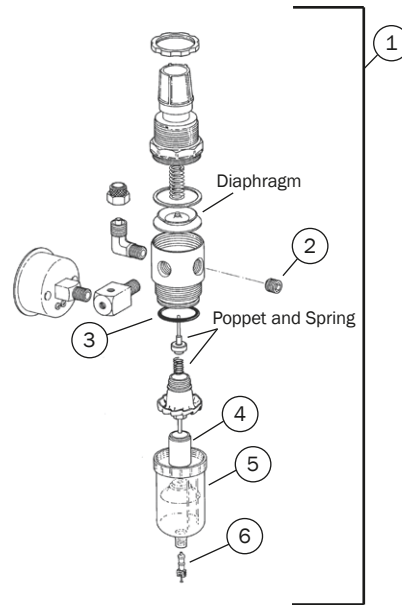
- 90.1027.03 Universal kit
- 97.0406.00 Bowl assembly
- 97.0408.01 Filter (3)



- For Cascade / Decade / Radius systems
- After 2000

Moisture Separator

- 41.1477.00 Moisture sep. assy
For A-dec 300/400/500
- 41.1477.01 Moisture sep. assy
For A-dec 200
- 026.185.00 Moisture separator
- 97.0408.01 Filter (3)

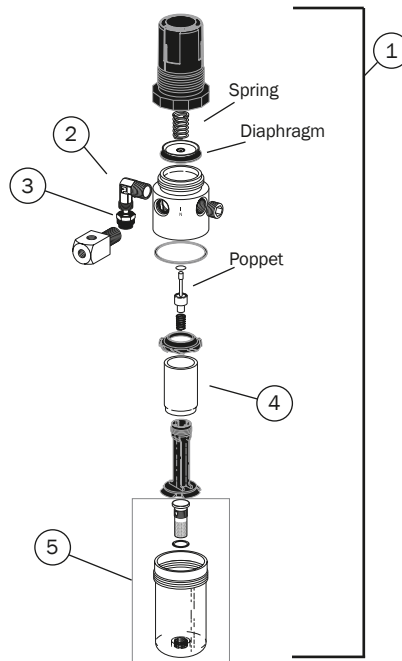


Air Filter/Regulator for Portable Systems

For systems built prior to 2003

REF	DESCRIPTION	PART NUMBER	PRICE
1	Air filter/regulator assembly, w/o barbs Includes: gauge, fittings, mounting bracket, bowl, and hardware	026.021.01	
2	Plug, socket, head, 1/8 mpt, sst	021.020.00	
3	O-ring, AS568-023, 1.051 ID x .070 wall (10)	030.023.02	
4	Filter element (6)	97.0280.02	
5	Bowl assy, filter Includes: bowl, valve core, filter, and o-ring	97.0290.00	
6	Valve core, short (10)	026.033.01	
7	Service kit, air filter-regulator Includes: Diaphragm, poppet, spring, filter element, and valve core	90.0030.00	

NOTE: Air pressure regulator and filter combination manually drained



Air Filter/Regulator for Portable Systems

For systems built 2003 and later

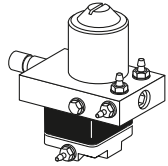
REF	DESCRIPTION	PART NUMBER	PRICE
1	Air filter/regulator, Pac 1	026.164.00	
2	Elbow, 3/8 Poly-Flo X 1/8 MPT, brass	022.025.00	
3	Nut w/sleeve, 3/8 Poly-Flo, brass	022.014.01	
4	Filter element (3)	97.0401.01	
5	Bowl assy, Pac 1 filter/regulator	97.0403.00	
6	Service, Pac 1 air filter/regulator Includes: Diaphragm, poppet, spring, and filter element	90.1066.00	

Air and Water Filter/Regulators

Water Filter/Regulator/Shut-off

Pre-1983

24.0175.01



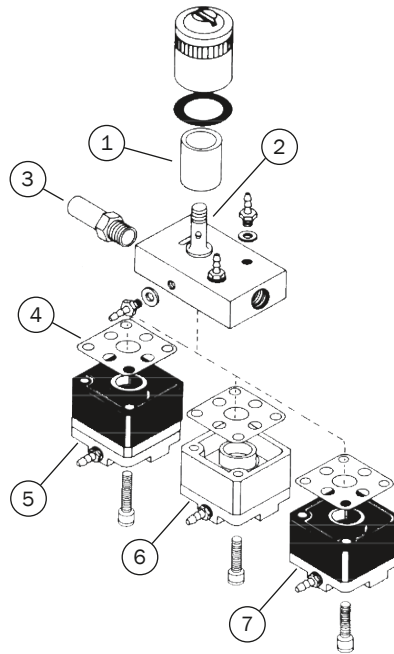
- 1:1 ratio of pilot air to water outlet pressure
- Includes regulator and non-bacterial filter
- Requires pre-regulator



Air filter/regulator



Water filter/regulator



Universal Air and Water Filter/Regulators with Gauge and Pre-regulator

DESCRIPTION	PART NUMBER	PRICE
Filter/regulator kit		
Includes gauge, adjustable regulator(s), non-bacterial filter, and pre-regulator		
Air or water universal filter/regulator kit	24.0471.00	
Regulators		
Universal air filter regulator w/fittings	24.0469.00	
Universal water filter regulator w/fittings	24.0470.00	
Parts		
Filter element, filter/regulator (6) 70-90 micro non-bacterial filter	24.0234.01	
Gauge kit, PNL MT, 0-100 PSI	026.118.00	
Pre-regulator assy	24.0182.02	

Universal Air and Water Filter/Regulators

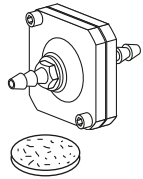
Requires pre-regulator

REF	DESCRIPTION	PART NUMBER	PRICE
Filter/regulator assemblies			
Include pressure regulator and non-bacterial filter			
1-4,5	Water filter/regulator assy w/spacer, OTC	24.0168.01	
1-4,6	Air filter/regulator assy w/o hardware	24.0170.01	
1-4,7	Water filter/regulator assy w/o hardware	24.0175.01	
Parts			
1	Filter element, filter/regulator	24.0234.01	
2	Stud, filter/regulator, manifold assy	24.0232.00	
3	Adaptor, 1/8 MPT to 3/8 compression	021.042.00	
4	Gasket, 9-hole (10)	24.0137.01	
Regulator assemblies			
Include 9-hole gasket			
5	Water regulator assy w/spacer, OTC 2:1 ratio of pilot air to water outlet pressure	24.0138.01	
6	Air regulator assy w/o uniclamp	24.0128.01	
7	Water regulator assy w/o uniclamp 1:1 ratio of pilot air to water outlet pressure	24.0129.01	

Filter, Pre-Regulators, Gauge, and Shut-off Valve

In-line Filter

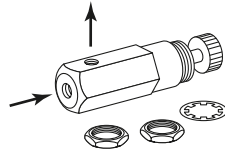
19.0100.00 Assembly
19.0220.01 Filters (10)



- For air or water; 1/4" barb fittings
- Includes 5/8" x 1/16," 25 - 30 micron filter (non-bacterial)

Air or Water Regulator, Non-Relieving

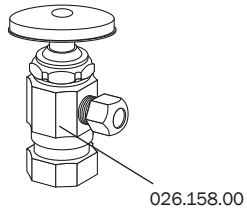
24.0251.01



Manual Shut-off Valve

026.062.00 1/2" compression inlet,
3/8" compression outlet

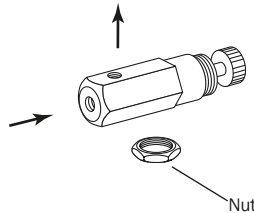
026.158.00 1/2" female pipe thread inlet,
3/8" compression outlet



- Inlet 1/2" Compression or 1/2" Female pipe thread
- Outlet 3/8" compression
- Nickel-plated brass

Pre-Regulator, Relieving

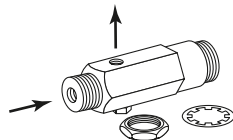
24.0182.02



- Controls air and water pressure in most A-dec systems built since 1978
- Female 10 - 32 threads
- Includes 006.009.00 nut

Regulator Assembly Pre-Set 40 psi

24.0382.00

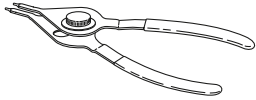


- Preset to 40 psi in the factory, not adjustable
- 1/8" MPT or 10 - 32 inlet port, 10 - 32 outlet
- Replaces 24.0118.00

Pliers, Cutters, Strippers, Hemostat, and Tubing Stringer

Snap Ring Pliers

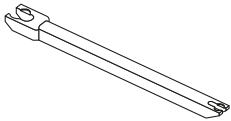
009.007.00



- Simplifies installation and removal of both internal and external snap rings
- Fits all snap ring sizes used in A-dec equipment

A-dec Sleeve Tool

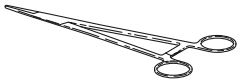
98.0072.00



- Use to secure the 1/4" and 1/8" tubing sleeves when installing tubing on barb fittings

Hemostat


009.008.00



- Temporarily stops air or water flow through tubing while troubleshooting or repairing the unit

Strain Relief Installation Tool


23.1349.00



- For syringe tubing

Umbilical Tubing Stringer

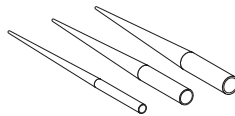
009.015.00



- Use to string new or additional tubing and/or wiring into an existing umbilical assembly
- 12' of stringer with threading holes at each end

O-ring Tool Kit

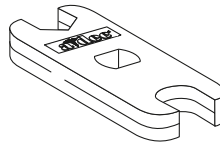
009.013.00



- For quick field repair
- Includes three tools, which fit the four smallest o-ring sizes used in A-dec equipment


Syringe Wrench

98.0900.00



Torque Adapter Tool

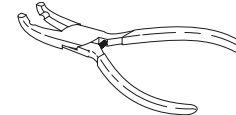
23.1354.00



- For syringe nut

Tubing Pliers

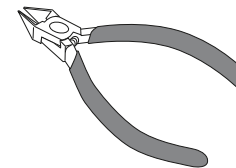
009.014.00



- Simplifies installation of 1/8" OD tubing to barbed fittings

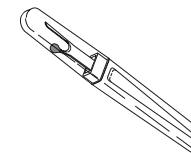
Tubing Cutters

009.036.00



Tubing Strippers

009.035.00



Gauges, Hex Wrench Set, Cable Ties, and Hex Driver

Panel Mount Gauge

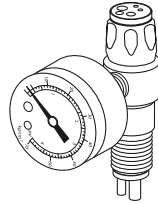
026.118.00



- 0 - 100 psi
- 1 1/2" diameter
- Used to check air/water pressure valves at various system locations
- 3/8" MPT x 10 - 32 threads

Handpiece Pressure Gauge

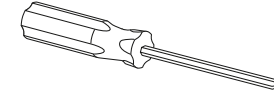
50.0271.00



- 0 - 60 psi
- Fits all handpiece couplers except Borden 3-hole

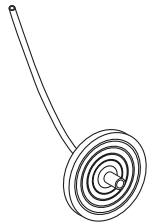
Ball End, Hex Driver

009.037.00 1/8", Small handle
 009.005.00 3/32", Std handle
 008.023.00 5/64", Std handle



Water Retraction Tester

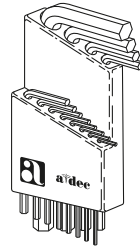
98.0051.00



- Use to determine whether or not a handpiece control system retracts water
- Includes instructions

Hex Wrench Set

009.018.00



- Includes hex wrenches required in servicing A-dec equipment
- Plastic holder

Pac 1 Toolkit

45.0438.00

3/8" Hex Key, T-Handle

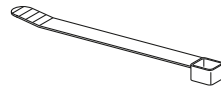
008.025.00



- 3/8" X 6"

Cable Ties

025.036.01 (10) Small ties
 025.002.01 (10) Medium ties
 025.003.01 (10) Large ties



- Three sizes:
 Small: 3 3/4" (9.5 cm)
 Medium: 6 3/4" (17 cm)
 Large: 14" (35 cm)

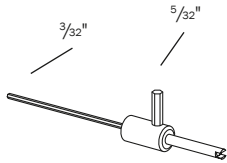
511 Magnetic Lifting Kit

90.1125.00

Syringe Tool, Touch-Up Paint, and Lubricant

Syringe Tool

98.0010.00



- Use to remove/replace valve cores on Uni-Flo and Tri-Flo Syringes
- Use $\frac{3}{32}$ " to adjust syringe flow on Century II
- Use $\frac{5}{32}$ " to remove/replace the syringe tip retaining nut

Valve Test Syringe

98.0050.01 (4)



- For making quick tests of pilot-operated valves
- Applies a static pressure of (5 to 75) psi

A-dec Silicone Lubricant

98.0090.01 0.05 oz blister packs (6)

98.1120.00 Re-sealable tube 5.3 oz



Touch-up Paint

90.0351.00 Surf 4

90.0351.01 Surf 6

90.0351.02 White 2

90.0351.03 Gray 3



- $\frac{1}{2}$ fluid ounce
- Includes brush

Loctite®

060.001.00 Red #271

060.002.00 Blue #242



Service Tip

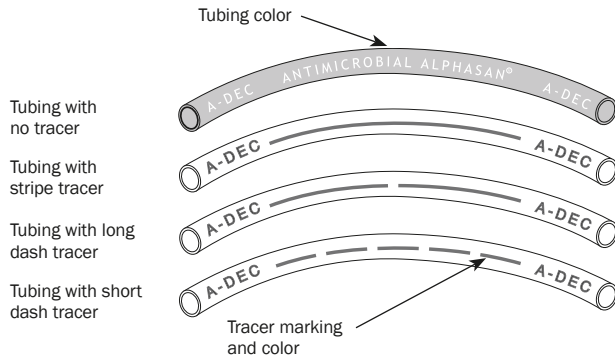
A-dec's silicone lubricant is a high quality silicone-based grease. It is ideal for lubricating A-dec o-rings. Before installing o-rings always apply a light coating of silicone lubricant. This makes the installation of the o-ring easier and prevents damage to the o-ring. A-dec silicone lubricant is available in a package of 6 as Part Number 98.0090.01.

Caution

The use of petroleum-based lubricants (jellies, creams, or lotions) causes the o-rings in the syringe to swell and/or deteriorate, resulting in syringe malfunction or failure.

1/8" Color-coded Polyurethane and Vinyl

Tubing — Color-coded Polyurethane, 1/8"



1/8" OD Polyurethane Tubing

Durometer: 90A; working pressure: 150 psi maximum; suggested fittings: 1/8" barbs with sleeves

TUBING COLOR	TRACER COLOR	TRACER MARKING	10' (3 m)	50' (15 m)
Yellow	None	None	036.003.03	036.003.04
Yellow	Red	Stripe	036.013.03	036.013.04
Yellow	Red	Long Dash	036.009.04	036.009.05
Yellow	Green	Long Dash	036.044.03	036.044.04
Orange	Black	Long Dash	036.010.03	036.010.04
Brown	White	Long Dash	036.014.02	-
Green	White	Long Dash	036.006.03	036.006.04
Green	White	Short Dash	036.018.03	036.018.04
Blue	None	None	036.004.03	036.004.04
Red	None	None	036.005.03	036.005.04
Purple	None	None	036.011.03	-
Clear	None	None	024.015.04	024.015.05
White	None	None	036.019.03	036.019.04

1/8" OD Vinyl Tubing

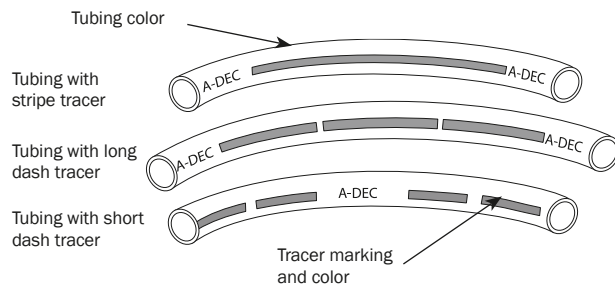
TUBING COLOR	TRACER COLOR	TRACER MARKING	10' (3 m)	50' (15 m)
Dark Surf	None	None	036.043.01	036.043.02

NOTE: Automatic shut-off must be installed at manual shut-off for water applications.

Color-coded Polyurethane

Tubing — Color-coded Polyurethane

1/4", 5/16", 3/8"



1/4" OD Polyurethane Tubing

Durometer: 90A; Working pressure: 100 psi maximum; Suggested fittings: 1/4" barbs with sleeves and 1/4" poly-flo

TUBING COLOR	TRACER COLOR	TRACER MARKING	10' (3 m)	50' (15 m)
Yellow	Black	Long dash	036.051.03	036.051.04
Yellow	None	None	036.103.03	036.103.04
Orange	Black	Long dash	036.052.03	036.052.04
Blue	None	None	036.053.03	036.053.04
Blue	White	Stripe	036.054.03	036.054.04
Clear	None	None	036.066.03	036.066.04
Gray	None	None	024.090.04	024.090.05

5/16" OD Polyurethane Tubing

Durometer: 90A; Working pressure: 100 psi maximum; Suggested fittings: 5/16" barbs with sleeves

TUBING COLOR	TRACER COLOR	TRACER MARKING	10' (3 m)	50' (15 m)
Yellow	None	None	036.114.01	036.114.03
Blue	None	None	036.116.01	036.116.03

3/8" OD Polyurethane Tubing

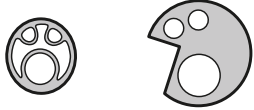
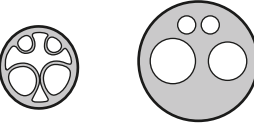
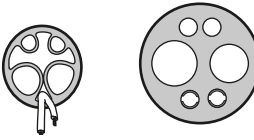
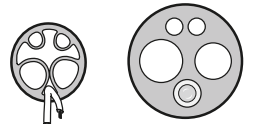
Durometer: 90A; Working pressure: 100 psi maximum; Suggested fittings: 3/8" poly-flo

TUBING COLOR	TRACER COLOR	TRACER MARKING	10' (3 m)	50' (15 m)
Yellow	Black	Stripe	036.032.02	036.032.04
Yellow	None	None	036.031.02	036.031.04
Blue	White	Long dash	036.033.02	036.033.04
Gray	None	None	036.034.02	036.034.04

Silicone Handpiece Tubing

Silicone Handpiece Tubing


- Quick-connect style tubing
- 61" (1,549 mm) or 64" (1,625 mm) for use with A-dec 532/533/542 and A-dec 332/333/334/335
- 85" (2,159 mm) for use with A-dec 541

	PRODUCT DESCRIPTION	TUBING LENGTH	PART NUMBER DARK SURF	PART NUMBER GRAY 3	PRICE
	3-hole tubing For use with side exhausting Borden-style tubing	61" (1,549 mm) 85" (2,159 mm)	98.1063.00 -	98.1086.00 98.1109.00	
	4-hole tubing	61" (1,549 mm) 64" (1,625 mm) 85" (2,159 mm)	98.1064.00 - 98.1068.00	- 98.1162.00 98.1165.00	
	6-pin fiber-optic	61" (1,549 mm) 64" (1,625 mm) 85" (2,159 mm)	98.1066.00 - 98.1070.00	- 98.1164.00 98.1167.00	
	Fiber-optic with bulb	50" (1,270 mm) 61" (1,549 mm) 64" (1,625 mm) 85" (2,159 mm)	- 98.1065.00 - 98.1069.00	98.1091.00 - 98.1163.00 98.1166.00	

Silicone Handpiece Tubing QD Barbs

026.174.01 QD, 1/8" barb (5)

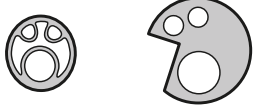
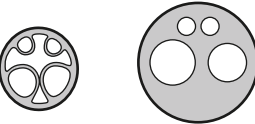
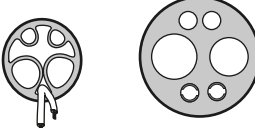
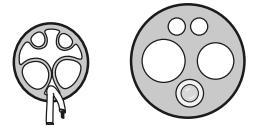
026.175.01 QD, 3/16" barb (5)



- For A-dec 300/500 silicone handpiece tubing
- Includes o-ring

Vinyl Handpiece Tubing


Vinyl Handpiece Tubing

	PRODUCT DESCRIPTION	TUBING LENGTH	PART NUMBER DARK SURF	PART NUMBER GRAY 3	PRICE
	3-hole tubing For use with side exhausting Borden-style tubing	84" (2,134 mm)	98.0882.00	98.1093.00	
	4-hole tubing	84" (2,134 mm) 144" (3,657 mm)	98.0879.00 98.0879.12	98.1094.00 98.1113.00	
	6-pin fiber-optic	84" (2,134 mm) 144" (3,657 mm)	98.0885.00 98.0885.12	98.1096.00 98.1112.00	
	Fiber-optic with bulb	84" (2,134 mm) 144" (3,657 mm)	98.0262.02 98.0262.14	98.1095.00 98.1111.00	
	Fiber-optic without bulb	84" (2,134 mm)	98.0244.02	-	

Vinyl Handpiece Tubing QD Barbs

026.161.00 QD, 1/8" barb



023.088.00 QD, 1/4" barb



- For attaching vinyl tubing to the A-dec 300/500 control block
- Includes o-ring

Handpiece Tubing, Nuts, and Bulbs

Midwest Handpiece Tubing (straight Dark Surf)

	PRE-CUT LENGTH	10' (3 m)	50' (15 m)	100' (30 m)
	3-hole	-	024.147.01	-
	4-hole	024.148.02	024.148.01	024.148.04

Handpiece Tubing Nuts

Vinyl

- 98.0180.00 Borden handpiece nut
- 98.0190.00 Midwest handpiece nut
- 98.1119.00 Fiber-optic, 5-hole handpiece nut
- 98.1048.00 Fiber-optic, 6-pin handpiece nut

Silicone

- 98.0910.00 handpiece nut



Nut

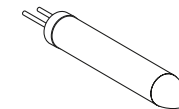
Terminal Nut Assembly

- 98.0450.00 Midwest handpiece, terminal nut assembly



A-dec Fiber-optic, 5-Hole Tubing Terminal Handpiece Bulb

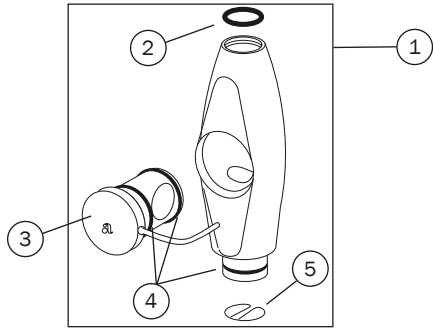
- 041.317.00 Xenon



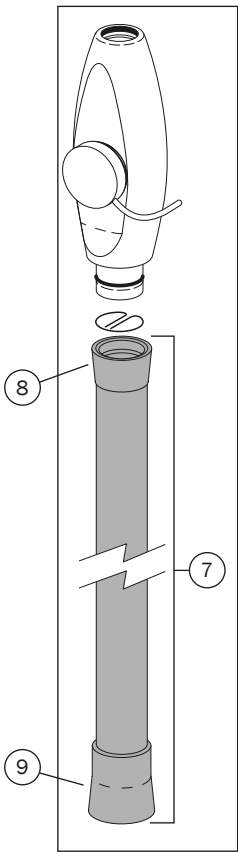
Xenon, 3.5V, .75A
After 1988

A-dec 500 and 300 High Volume Evacuator Vacuum Instrument Assemblies

52" tubing for A-dec 351 & 551 chair-mounted assistant's instrumentation
 63" tubing for A-dec 352, 353, 541, & 545 assistant's instrumentation



REF	DESCRIPTION	PART NUMBER	PRICE
Standard (11 mm) HVE Valve (for 1/2 inch or 16 mm tubing)			
1	Standard (11 mm) HVE valve assembly	11.1335.00	
2	Tip o-ring (10)	034.013.01	
3	HVE rotor assembly	11.1074.00	
4	Rotor o-ring (10)	034.014.01	
5	Spring clip spring (5)	11.0998.01	

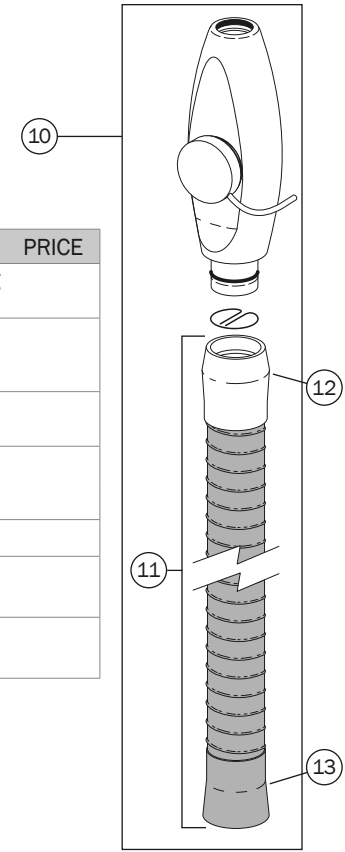


1/2 inch tubing (fits 11 mm HVE)

REF	DESCRIPTION	SURF	GRAY 3	PRICE
6	Standard (11 mm) HVE Assembly w/Vinyl Tubing with 1/2 inch tubing, valve, and (2) tailpieces			
	With 52" (1,321 mm) tubing	11.1286.00	11.1286.01	
	With 63" (1,600 mm) tubing	11.1296.00	11.1296.01	
6	Standard (11 mm) HVE Assembly w/EasyFlex Tubing with 1/2 inch tubing, valve, and (2) tailpieces			
	With 52" (1,321 mm) tubing	-	11.1357.00	
	With 63" (1,600 mm) tubing	-	11.1358.00	
7	1/2 inch Vinyl Tubing with (2) standard tailpieces			
	With 52" (1,321 mm) tubing	11.1292.00	11.1292.01	
	With 63" (1,600 mm) tubing	12.1237.00	12.1237.01	
7	1/2 inch EasyFlex Tubing with (2) standard tailpieces			
	With 52" (1,321 mm) tubing	-	11.1355.00	
	With 63" (1,600 mm) tubing	-	11.1356.00	
Standard (11 mm) Tailpieces				
8	Tailpiece for valve end	11.1027.00	11.1027.01	
9	Tailpiece for vacuum end	11.1300.01	11.1300.03	

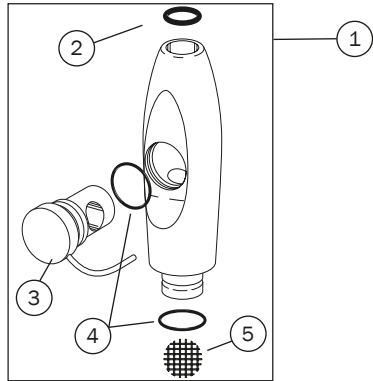
16 mm tubing

REF	DESCRIPTION	SURF	GRAY 3	PRICE
10	Standard (11 mm) HVE Assembly w/EasyFlex Tubing with 16 mm tubing, and (2) tailpieces			
	With 52" (1,321 mm) tubing	-	11.1288.01	
	With 63" (1,600 mm) tubing	-	11.1305.01	
11	16 mm EasyFlex Tubing with (1) 11 mm tailpiece and (1) 16 mm tailpiece			
	With 52" (1,321 mm) tubing	-	11.1294.01	
	With 63" (1,600 mm) tubing	-	12.1239.01	
Tailpieces				
12	11 mm tailpiece for valve end	11.1272.00		
13	16 mm tailpiece for vacuum end	12.1121.00	11.1301.03	

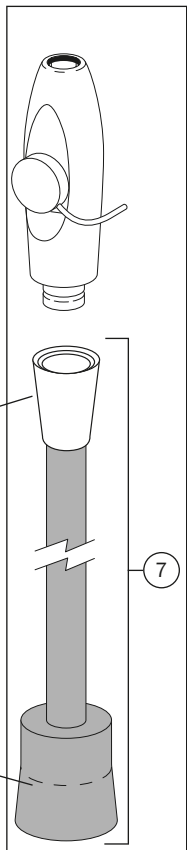


A-dec 500 and 300 Saliva Ejector Vacuum Instrument Assemblies

52" tubing for A-dec 351 & 551 chair-mounted assistant's instrumentation
 63" tubing for A-dec 352, 353, 541, & 545 assistant's instrumentation



REF	DESCRIPTION	PART NUMBER	PRICE
Standard SE Valve (for standard or 10 mm tubing)			
1	Standard SE valve assembly	12.1258.00	
2	Tip o-ring (10)	034.107.01	
3	SE rotor assembly	12.1093.00	
4	Rotor o-ring (10)	034.012.01	
5	Screen (10)	11.1235.01	

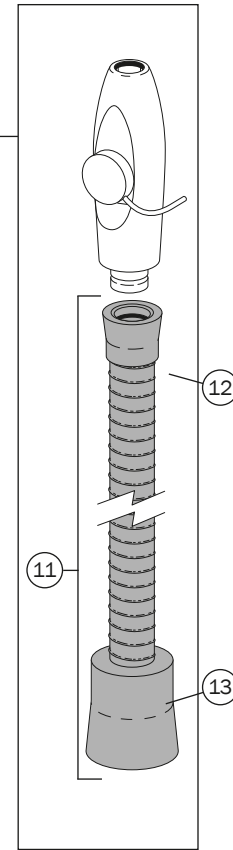


Standard tubing

REF	DESCRIPTION	SURF	GRAY 3	PRICE
6	Standard SE Assembly with standard tubing, valve, and (2) tailpieces			
	With 52" (1,321 mm) tubing	12.1227.00	12.1227.01	
	With 63" (1,600 mm) tubing	12.1235.00	12.1235.01	
7	Standard Tubing with (2) tailpieces			
	With 52" (1,321 mm) tubing	12.1231.00	12.1231.01	
	With 63" (1,600 mm) tubing	11.1306.00	11.1306.01	
Tailpieces				
8	Tailpiece for valve end	12.1229.01	12.1229.03	
9	Tailpiece for vacuum end	11.1303.01	11.1303.03	

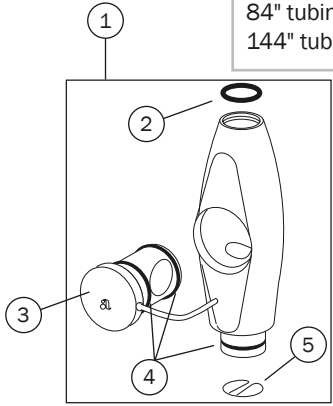
EasyFlex tubing

REF	DESCRIPTION	SURF	GRAY 3	PRICE
10	Standard SE Assembly with EasyFlex tubing, valve, and (2) tailpieces			
	With 52" (1,321 mm) tubing	-	12.1228.01	
	With 63" (1,600 mm) tubing	-	12.1236.01	
11	EasyFlex Tubing with (2) tailpieces			
	With 52" (1,321 mm) tubing	-	12.1232.01	
	With 63" (1,600 mm) tubing	-	11.1307.01	
Tailpieces				
12	Tailpiece for valve end	11.1283.01	11.1283.03	
13	Tailpiece for vacuum end	11.1302.01	11.1302.03	

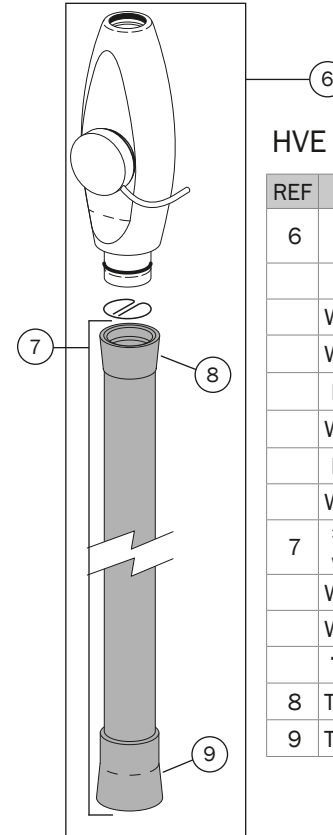


Cascade & Performer High Volume Evacuator & Saliva Ejector Vacuum Instrument Assemblies

72" tubing for Performer with AVS
 84" tubing for Cascade and Radius chair-mount and 12 o'clock assistant's instrumentation
 144" tubing for Cascade cart and wall-mount instrumentation

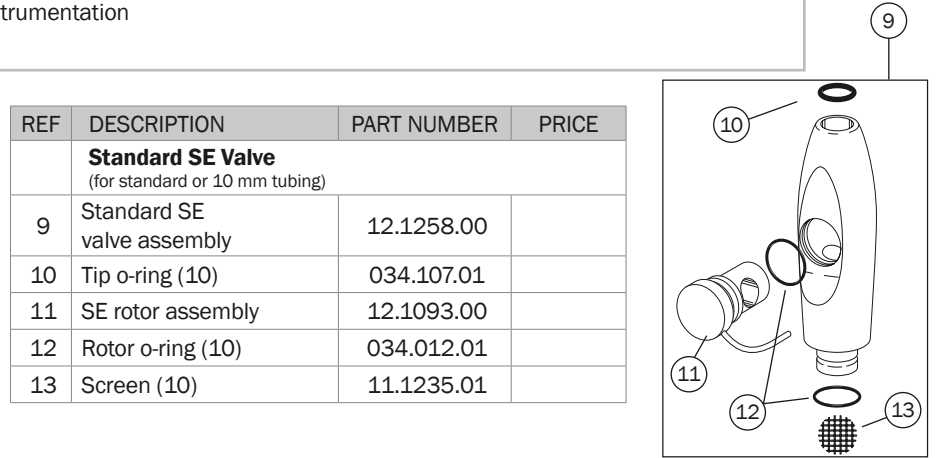


REF	DESCRIPTION	PART NUMBER	PRICE
	Standard (11 mm) HVE Valve (for 1/2 inch or 16 mm tubing)		
1	Standard (11 mm) HVE valve assembly	11.1335.00	
2	Tip o-ring (10)	034.013.01	
3	HVE rotor assembly	11.1074.00	
4	Rotor o-ring (10)	034.014.01	
5	Spring clip spring (5)	11.0998.01	



HVE with 1/2 inch tubing

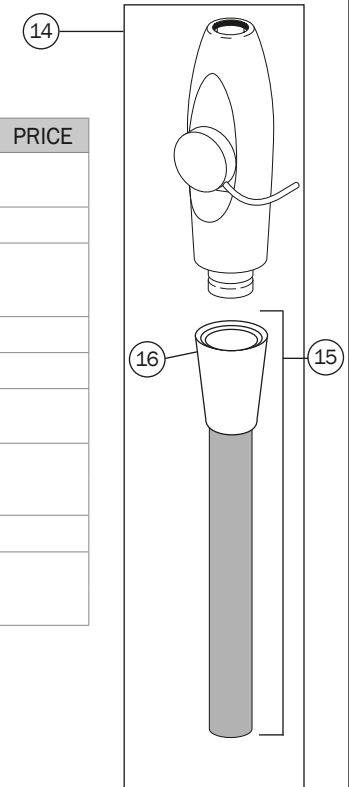
REF	DESCRIPTION	SURF	GRAY 3	PRICE
6	HVE Assembly with 1/2 inch tubing, valve, and (2) tailpieces			
	Standard (11 mm) HVE			
	With 84" (2,434 mm) tubing	11.1025.02	11.1025.04	
	With 144" (3,658 mm) tubing	11.1025.12	11.1025.14	
	Long Tip Holder HVE			
	With 84" (2,434 mm) tubing	-	11.1359.00	
	Performer HVE for AVS			
	With 84" (2,434 mm) tubing	11.1127.01	-	
7	1/2 inch Tubing with (2) tailpieces			
	With 84" (2,434 mm) tubing	11.1363.00	11.1363.01	
	With 144" (3,658 mm) tubing	11.1364.00	11.1364.01	
	Tailpieces			
8	Tailpiece for valve end	11.1027.00	11.1027.01	
9	Tailpiece for vacuum end			



REF	DESCRIPTION	PART NUMBER	PRICE
	Standard SE Valve (for standard or 10 mm tubing)		
9	Standard SE valve assembly	12.1258.00	
10	Tip o-ring (10)	034.107.01	
11	SE rotor assembly	12.1093.00	
12	Rotor o-ring (10)	034.012.01	
13	Screen (10)	11.1235.01	

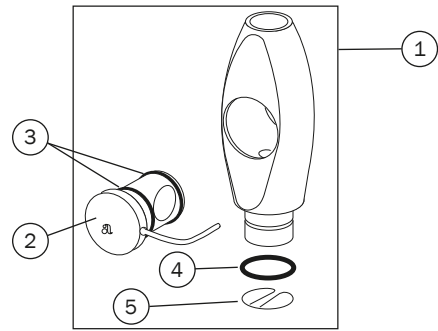
SE with Standard Tubing

REF	DESCRIPTION	SURF	GRAY 3	PRICE
14	SE Assembly with standard tubing, valve, and (1) tailpiece			
	Standard SE			
	With 84" (2,434 mm) tubing	12.0910.06	12.0910.08	
	With 144" (3,658 mm) tubing	12.0910.12	12.0910.13	
	Performer SE for AVS			
	With 72" (1,829 mm) tubing	-	12.1246.00	
15	Standard Tubing with (1) tailpiece			
	With 84" (2,434 mm) tubing	12.1268.00	12.1268.01	
	With 144" (3,658 mm) tubing	12.1270.00	12.1270.01	
16	Tailpiece for Valve End			
	For standard SE	12.1088.00		
	For Performer SE for AVS			

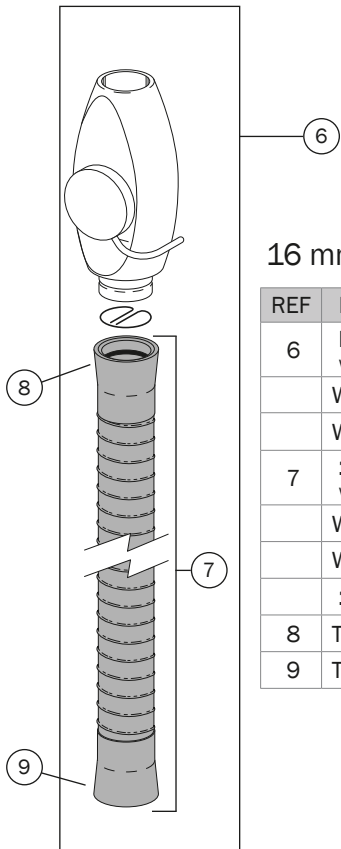


Large Bore (15 mm) HVE Assembly & Conversion Kit for A-dec 500, 300, and Cascade Families

52" tubing for A-dec 351 & 551 chair-mounted assistant's instrumentation
 63" tubing for A-dec 352, 353, 541, & 545 assistant's instrumentation



REF	DESCRIPTION	PART NUMBER	PRICE
Large Bore (15 mm) HVE Valve (for 16 mm Tubing)			
1	Large bore (15 mm) HVE valve assembly	12.1257.00	
2	HVE rotor assembly	12.1116.00	
3	Rotor o-ring (10)	034.019.01	
4	Tail end o-ring (10)	034.018.02	
5	Spring clip spring (5)	12.1109.01	



16 mm tubing

REF	DESCRIPTION	SURF	GRAY 3	PRICE
6	Large Bore (15 mm) HVE Assembly with 16 mm tubing, valve, and (2) tailpieces			
	With 52" (1,321 mm) tubing	-	11.1287.01	
	With 63" (1,600 mm) tubing	-	11.1315.00	
7	16 mm Tubing with (2) 16 mm tailpieces			
	With 52" (1,321 mm) tubing	-	11.1293.01	
	With 63" (1,600 mm) tubing	-	12.1238.01	
16 mm Tailpieces				
8	Tailpiece for valve end	12.1121.00	11.1301.03	
9	Tailpiece for vacuum end	12.1121.00	11.1301.03	


HVE Conversion Kits (not pictured)

DESCRIPTION	SURF*	GRAY 3	PRICE
Large Bore (15 mm) HVE Kit with Tips with holder, 16 mm tubing, valve, and (2) tailpieces			
With 52" (1,321 mm) tubing	11.1393.00	11.1373.00	
With 63" (1,600 mm) tubing	11.1395.00	11.1371.00	
Large Bore (15 mm) HVE Kit without Tips with holder, 16 mm tubing, valve, and (2) tailpieces			
With 52" (1,321 mm) tubing	11.1392.00	11.1372.00	
With 63" (1,600 mm) tubing	11.1394.00	11.1370.00	
Dürr Cannulas			
20 piece package	11.1374.00		




NOTE: *Surf kits available with Gray tubing only

Saliva Ejector, HVE, Vacuum and Umbilical, Flex, Foot Control, and Convolute

Saliva Ejector Tubing, Vinyl		LENGTH	DARK SURF	GRAY 3	PRICE
	3/8" (9.5 mm) OD	10' (3 m)	024.142.03	024.218.03	
		50' (15 m)	024.142.01	024.218.02	

High Volume Evacuator (HVE) Tubing, Vinyl		LENGTH	DARK SURF	GRAY 3	PRICE
	1/2" (12.7 mm) ID	10' (3 m)	024.144.03	024.221.01	
		50' (15 m)	024.144.01	024.221.02	
	1/2" (12.7 mm) ID vacuum tubing for AVS	10' (3 m)	024.162.01	-	
		50' (15 m)	024.162.03	-	

Vacuum and Umbilical Tubing		LENGTH	GRAY 3	PRICE
25 mm, Smooth Exterior, Tubing, Gray 3				
For 200, 300, 551, 461, 561		12' (4 m)	024.256.01	
For 200, 300 (retrofit), 551		8' (2.5 m)	024.256.02	
20 mm, Smooth Exterior, Tubing, Gray 3				
For 200, 300, 551, 461, 561		12' (4 m)	024.255.01	
For 200, 300, 551		7' (2 m)	024.255.02	
25 mm, Externally Corrugated, Tubing, Gray 3				
For 541, 545, Performer		9' (2.7 m)	024.257.02	
For 200, 300, 500, Performer		25' (8 m)	024.257.03	
20 mm, Externally Corrugated, Tubing, Gray 3				
For new Performer		12' (4 m)	024.258.03	
3" (76.2 mm), Externally Corrugated, Tubing, Gray 3				
For 511, 411, 311 (A&B), Performer		22" (559 mm)	024.273.01	
For 551, 561, 461		10' (3 m)	024.273.00	

Foot Control Tubing		LENGTH	GRAY 3	PRICE
	Foot control III 1/4" tubing	10' (3 m)	024.248.01	
		50' (15 m)	024.248.03	
	A-dec 500 foot control 5/16" tubing	10' (3 m)	024.229.01	
		50' (15 m)	024.229.02	
	A-dec 300 foot control 5/16" tubing	10' (3 m)	024.214.01	
		50' (15 m)	024.214.02	

Convolute Tubing for Vacuum or Umbilical

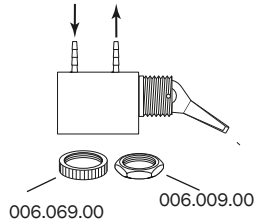
Inside diameter	LENGTH	DARK SURF	GRAY 3	PRICE
1/2" (12.7 mm)	10' (3 m)	024.193.01	024.220.01	
	50' (15 m)	024.193.03	-	
5/8" (15.9 mm)	10' (3 m)	024.152.01	-	
	50' (15 m)	024.152.03	-	
3/4" (19 mm) Compatible with 4631, 7115, and 1040	10' (3 m)	024.192.01	-	
	50' (15 m)	024.192.03	-	
1 1/2" (38 mm)	10' (3 m)	024.166.01	-	
	50' (15 m)	024.166.03	-	
1 3/4" (45 mm)	10' (3 m)	024.153.18	024.232.01	
	50' (15 m)	024.153.20	-	
2" (50 mm) Compatible with Cascade units	10' (3 m)	024.191.05	-	
	50' (15 m)	024.191.07	-	

EasyFlex Tubing Kits		LENGTH	PART NUMBER	PRICE
	16 mm HVE kit	8' (2.5 m)	90.1576.00	
	SE kit	8' (2.5 m)	90.1598.00	
	1/2" HVE Kit	8' (2.5 m)	90.1676.00	

Momentary

2-Way Toggle

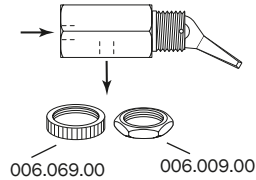
33.0009.04



- Use for air or water
- Panel mount 1/2" hole (1/4" max. panel thickness)
- 3/8" barbs
- Surf 4 plastic toggle

2-Way Toggle


33.0034.02



- Use for air or water
- Panel mount 1/2" hole (1/4" max. panel thickness)
- 10 - 32 ported
- Surf 4 plastic toggle

Toggle Valve for AVS

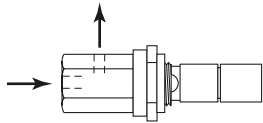
90.1210.00 Kit, valve



- White 2 toggle
- Operates saliva ejector

2-Way Push-Button

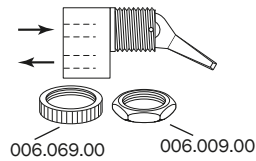
33.0108.02



- Use on Decade cuspidor bowl rinse and cup fill
- Panel mount
- 10 - 32 ports
- Metal button

2-Way Toggle

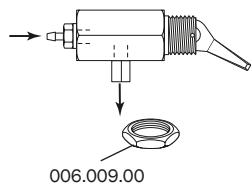
42.0683.04



- Use for air or water
- Panel mount 1/2" hole (1/4" max. panel thickness)
- 10 - 32 rear ported
- Surf 4 plastic toggle

2-Way Toggle

33.0008.02



- Use on cuspidor cup fill spout
- Panel mount 1/2" hole (1/4" max. panel thickness)
- 3/8" barb, 10 - 32 female coupling
- Surf 4 plastic toggle

Flush Toggle Valve

33.0168.01 Flush toggle Gray 3



- For A-dec 500 and 300
- 4-way
- 1/8" barbs

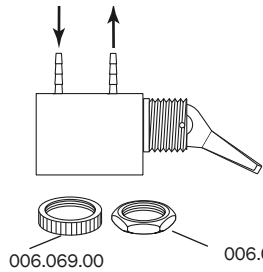
Manual On/Off and Coolant

NOTE

Use two-way (non-exhausting) control valves for air, water and cuspidor bowl rinse and cup fill applications. Use three-way (exhausting) control valves for the master toggle, air coolant and water coolant signal applications.

3-Way Toggle

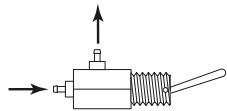
33.0048.05 Surf 4 toggle



- Use with air signal valve
- Panel mount 1/2" hole (1/4" max. panel thickness)
- 1/8" barbs
- Surf 4 plastic toggle

3-Way Sub-Miniature Toggle

026.123.00



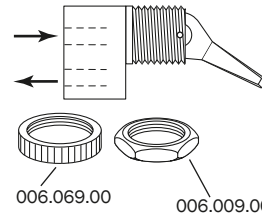
- Use with air signal valve
- Panel mount 1/4" hole (1/8" max. panel thickness)
- 1/8" barbs
- Non-adjusting metal toggle

2-Way Toggle Valve Kit

3-Way Toggle Valve Kit

33.0096.02 2-way

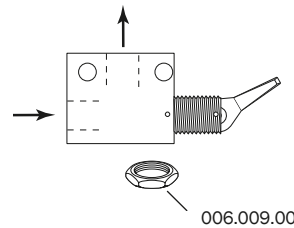
33.0080.03 3-way



- Panel mount 1/2" hole (1/4" max. panel thickness)
- 10 - 32 ports
- Surf 4 plastic toggle
- 2-way, air or water
- 3-way, air

2-Way Toggle

12.1070.01



- Use for Performer
- 1/8" MPT ports
- Surf 4 toggle

Master Toggle Valves

33.0131.02 For Cascade/Radius Surf 4

33.0173.00 For chair mounted 300 or 500 delivery

33.0182.01 For 541 / 545 delivery

90.1189.00 For A-dec 300 with no delivery

33.0048.05 For A-dec 500 Surf 4

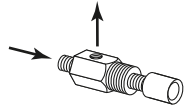


- On/Off toggles

Needle

Needle Valve, Key

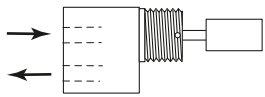
12.0920.00



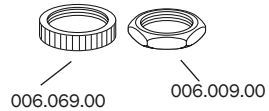
- Use for air applications
- For Cascade cuspidor-timed circuits
- Manifold mounting
- 10 - 32 male inlet
- 10 - 32 female outlet

Flow Control Needle Valve Fine Adjustment

33.0084.01



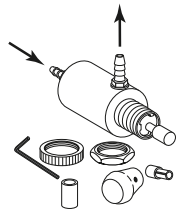
- Use for coolant water
- Panel mount 1/2" hole
(3/4" max panel thickness)
- 10 - 32 rear ports
- Plastic black stem



Control Valve Assemblies

13.0361.00 Plastic stem

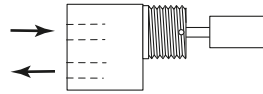
13.0350.00 Brass stem



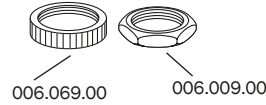
- Use for air or water applications
- Panel mount 1/2" hole
(3/4" max. panel thickness)
- 10 - 32 ports

Flow Control Needle Valve Coarse Adjustment

33.0085.02



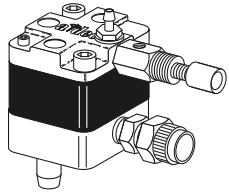
- Use for air or water
- Panel mount 1/2" hole
(3/4" max panel thickness)
- 10 - 32 rear ports
- White plastic stem



Relay

Time Bowl Rinse Relay

12.0913.00

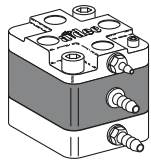


- For Cascade cuspidor
- 3/8" female Poly-Flo
- 1/8" barb
- 3/8" x 1/4" barb

Cup Fill Relay and Cup Fill Timer Stabilizer Kit

12.0934.00 Cup fill relay

90.0456.00 Stabilizer kit



12.0934.00



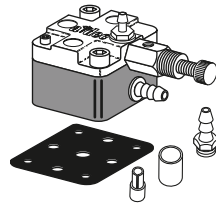
90.0456.00

- For Cascade cup fill
- 1/8" and 1/4" barb

NOTE: Kit replaces the cup fill timer and improves flow adjustment.

Time Delay Relay

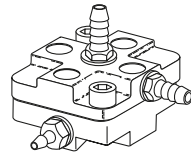
42.0534.00



- For filter regulator manifolds and Excellence cuspidor
- 1/8" and 1/4" barb
- 9-hole gasket, 24.0137.01 (10)

Relay Valve with Holdback

34.0043.00



- For tooth dryer
- Non-Cascade
- 1/8" barbs (1)
- 1/4" barbs (2)

Service Tip

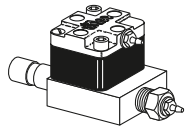
Air bubbles in the water or sputtering may be caused by:

- Loose syringe handle
- Defective o-ring on the connector tube at the syringe terminal
- Leaking diaphragm in the water regulator
- Leaking diaphragm in any water relay valve

Shut-off and Selector

Air-Actuated Water Shut-off

34.0031.00

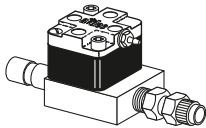


- Inlet 3/8" male compression fitting
- 1/8" barb

Air-Actuated Water Shut-off

34.0032.00 1/4" Poly-flo

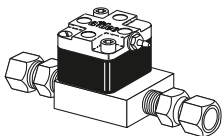
34.0033.00 3/8" Poly-flo



- Inlet 3/8" male compression fitting
- 1/4" poly sleeve with 1/4" poly adapter

Air-Actuated Water Shut-off

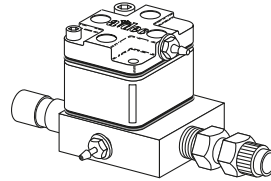
34.0036.00



- Inlet and outlet 3/8" female compression fittings
- For Preference dental furniture sink

Air-Actuated Air Shut-off

34.0037.01 1/4" Poly-flo

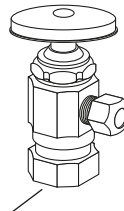


- Inlet 3/8" male compression fitting

Manual Shut-off

026.062.00 1/2" inlet, 3/8" compression outlet

026.158.00 1/2" threaded inlet, 3/8" compression outlet



026.158.00 shown

- Inlet 1/2" compression or 1/2" female pipe thread
- Outlet 3/8" compression
- Nickel plated brass

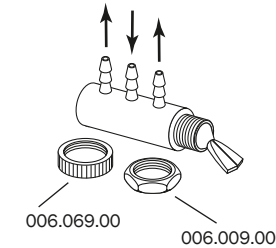
Service Tip

Restricted water flow could be the result of a clogged screen in the manual shut-off valve. To check:

1. Turn off the master on/off valve toggle.
2. Bleed off system pressure.
3. Turn OFF manual shut-off valve.
4. Remove water filter/regulator.
5. Check screen.

3-Way Selector

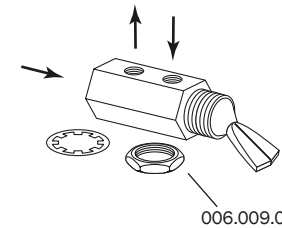
33.0104.05



- Air applications only
- 2 position, 3-way
- 1/8" barbs
- Surf 4 plastic toggle

Ported 3-Way

82.0305.04

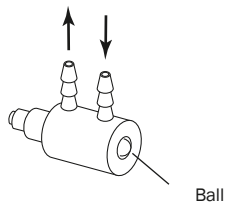


- Air or water applications
- 10 - 32 ports (3)
- Panel mount
- Surf 4 plastic toggle
- City Water toggle

Micro and Actuator

2- or 3-Way Micro

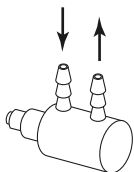
33.0134.00 2-way (brass)
33.0138.00 3-way (SST)



- 2-way, (brass ball) for Cascade bowl rinse and Excellence
- 3-way, stainless steel ball (SST), for Cascade cup fill and Excellence (replaces 29.0185.00)

2- or 3-Way Micro

29.0146.00 3-way



- 2-way, balanced for vacuum cuspidor
- 3-way, reverse

In-line Check

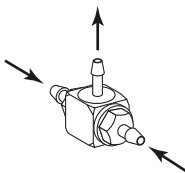
026.073.02



- 1/8" tubing barbs
- 15 psi minimum
- Arrow indicates direction of flow

Shuttle

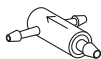
026.074.01



- 1/8" tubing barbs

Tee Check

27.0005.03



- For Century I and II handpiece flush
- 1/8" barbs
- Arrow indicates direction of flow

2-Way Air Bleed

33.0132.00



- For Cascade unitized holder
- Use for air bleed
- Snap fit mounting
- 1/8" barb

2-Way Air Bleed

33.0025.00



- For Excellence holder and Cascade individual holder
- Use for air bleed
- Snap fit mounting
- 1/8" barb

2-Way Air Bleed

33.0025.01

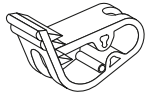


- For Continental whip and Excellence cuspidor
- Use for air bleed
- Snap fit mounting
- 1/8" barb

Components

Single Flow Restrictors

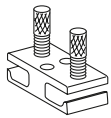
025.052.00 3/8" OD tubing



3/8" Plastic

Double Flow Restrictor

23.0173.00



- 1/8" OD tubing
- Used for 3-way air/water syringe flow control
- O-ring added to adjustment screw for shipping. Discard after screw adjustment.

Pressure Indicator

24.0100.03



006.009.00

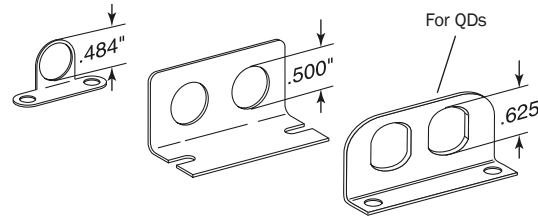
- Panel mount
- Black and silver bezels included
- Red indicator
- For Vac-Back and MiniTrol

Panel Mounting Brackets

026.036.00 Single

42.0701.00 Double

56.0339.00 Double for QDs



Toggle, on/off

33.0031.02 Pin and toggle kit, Surf 4

22.0462.02 Toggle, Surf 4

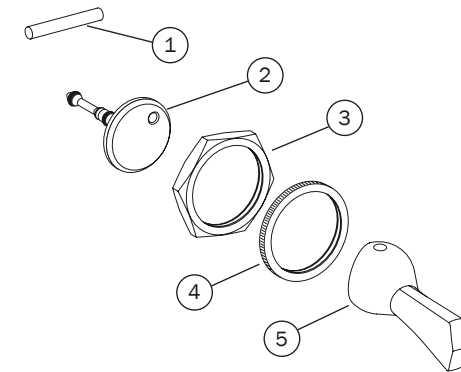
22.0462.03 Toggle, White

011.038.01 Pin (5)



Toggle, Momentary

1,5	33.0037.02 Toggle and pin kit	
1	011.038.01 Straight pin, .062 Dia x .430, (5)	
2	29.0830.00 Stem w/o-ring, 2 way	
3	006.009.00 Hex nut ¹⁵ / ₃₂ -32" x ⁹ / ₁₆ " x ³ / ₃₂ "	
4	006.069.00 Knurl nut, ¹⁵ / ₃₂ -32"	
5	Momentary toggle lever	
	33.0036.02, Surf	
	33.0036.03, Gray 3	



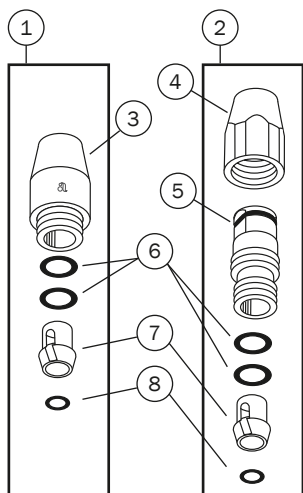
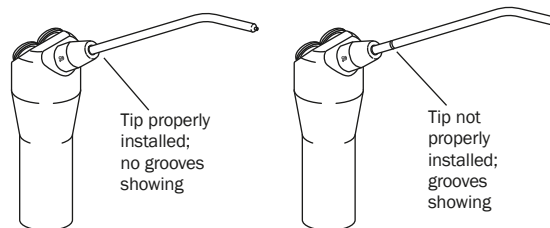
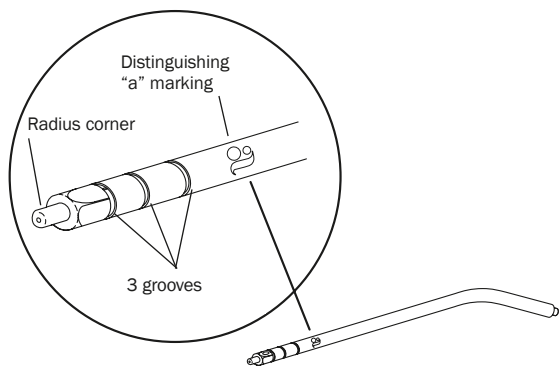
Tips and Retainers

Use Only A-dec Syringe Tips

Use of syringe tips manufactured by a company other than A-dec may result in damage to the o-rings inside the syringe tip retainer assembly. Damage to these o-rings can result in syringe tip ejection. Many disposable syringe tips have sharp corners on the water tube, which cut the o-ring sealing the water from the air in the tip.

To help you easily identify genuine A-dec syringe tips, a distinguishing "a" mark is located above three grooves on each tip. A-dec syringe tips also have a bright nickel chrome finish.

The nickel chrome finish on A-dec's syringe tips is not affected by cleaning solutions containing ammonia or amines. While A-dec tips are not affected by these solutions, we discourage the use of these chemicals when cleaning A-dec or any other manufacturers' syringe tips since tips from different manufacturers are often mixed together in the dental office.




Syringe Nut Assemblies

REF	DESCRIPTION	PART NUMBER	PRICE
1	Syringe nut assembly, non-locking	23.1112.00	
2	Syringe nut assembly, locking	23.1090.00	
3	Non-locking nut, with o-ring	23.1111.01	
4	Locking nut	23.1103.00	
5	O-ring, 0.176" ID x 0.040" W (10)	035.030.01	
6	O-ring, 0.114" ID x 0.070" W (10)	035.062.01	
7	Syringe nut spacer, with o-ring	23.1101.01	
8	O-ring, 0.056" ID x 0.060" W (10)	034.003.01	

Standard Syringe Tip

23.0872.01 (5)

23.0872.02 (25)

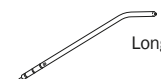


- Autoclavable
- Standard size 3 ¼" (83 mm)
- Specially designed for A-dec syringes

Syringe Tips

23.0464.00 Long (1)

23.0465.00 Short bend (1)



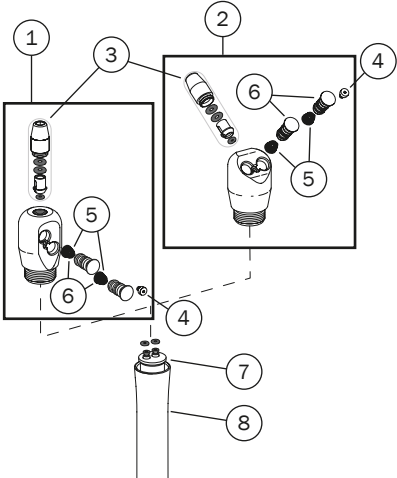
- Autoclavable
- Long size 5 ¼" (133 mm)
- Short bend 3 ¼" (83 mm)
- Specially designed for A-dec syringes

Air-only Syringe

23.1337.00 Tubing syringe assembly

1 button, Gray 3, 56"

Autoclavable Syringe Assemblies



Autoclavable Mini Head Syringe Assemblies

REF	DESCRIPTION	PART NUMBER	PRICE
1	Continental syringe head assembly, small	23.1277.00	
2	Traditional syringe head assembly, small	23.1278.00	
3	Syringe nut assembly, non-locking	23.1112.00	
	Syringe nut assembly, locking	23.1090.00	
4	Syringe button screw, 2-56 (5)	23.1193.01	
5	Conical compression spring (10)	013.064.01	
6	Button valve assembly (2)	23.1232.01	
7	Terminal barb assembly	23.1361.00	
	Quick disconnect terminal barb assembly	23.1403.00	
8	Syringe handle	23.1250.00	

Autoclavable Syringe Assemblies

DESCRIPTION	PART NUMBER GRAY 3	PRICE
Full Assemblies (Includes syringe, tubing, terminal barb assembly, and flow control clamp)		
Traditional syringe assembly, 7' (2,134 mm)	23.1375.00	
Traditional syringe assembly, 12' (3,657 mm)	23.1376.00	
Traditional syringe assembly, with QD terminal barb assembly, 7' (2,134 mm)	23.1374.00	
Traditional syringe assembly, with QD terminal barb assembly, 11' (3,353 mm)	23.1402.00	
Continental syringe assembly, with QD terminal barb assembly, 7' (2,134 mm)	23.1373.00	
Tubing Assemblies (Includes collet, bushing, retainer, retainer spring, and uni-clamps)		
Syringe tubing assembly, 7' (2,134 mm)	23.1404.00	
Tubing (Tubing only, without end attachment hardware)		
Straight 3-hole tubing, 7' (2,134 mm)	024.260.01	
Straight 3-hole tubing, 12' (3,657 mm)	024.260.02	

Syringe Component Kits

Autoclavable Syringe Valve Kit

23.1234.00



- For syringes beginning October 1995
- Includes button valves, springs, retaining screw, hex key, and silicone lubricant

2-Button Conversion Kit

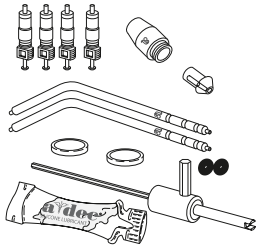
23.1194.00



- Converts from single autoclavable button to two autoclavable buttons
- Includes: (2) valve assemblies, (1) spacer, screw, (2) springs, silicone lubricant, and hex key

Uni-Flo and Tri-Flo Syringe Service Kit


23.0019.00



- Includes two syringe tips, nut, four valves, two diaphragms, two o-rings, valve core removal tool, and lubricant

Strain Relief Installation Tool

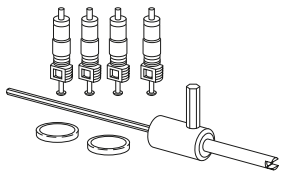
23.1349.00



- For syringe tubing

Uni-Flo and Tri-Flo Syringe Valve Core Service Kit

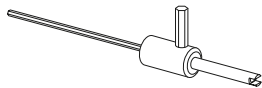
23.0018.00



- Includes four valve cores, two syringe button diaphragms, and valve core removal tool

A-dec syringe tool

98.0010.00



- A-dec's syringe tool incorporates:
 - A valve core removal tool
 - A $\frac{3}{32}$ " hex wrench for syringe flow adjustment
 - A $\frac{5}{32}$ " hex wrench for removing and installing the syringe tip insert

Service Tips

USE ONLY A-DEC SILICONE LUBRICANT (98.0090.01)

Using petroleum-based lubricants (jellies, creams, or lotions) causes the o-rings in the syringe to swell and/or deteriorate, resulting in syringe malfunction or failure.


USE ONLY A-DEC SYRINGE TIPS

Using disposable syringe tips or tips manufactured by a company other than A-dec may result in damage to the o-rings inside the tip retainer nut assembly. Damaged o-rings may result in syringe tip ejection.

Identify genuine A-dec tips by the "a" located above three grooves on each tip.

Torque Adapter Tool

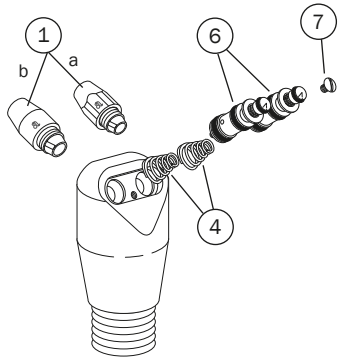
23.1354.00



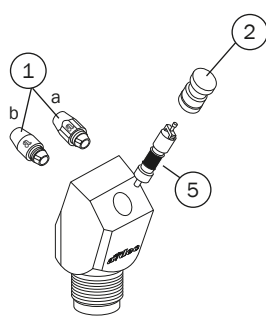
- For syringe nut

Legacy Syringe Assemblies

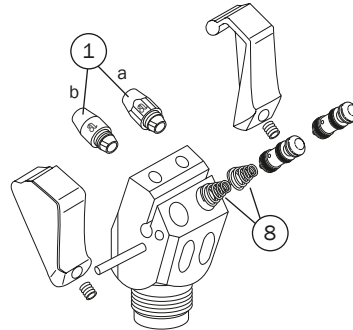
EZ-Clean Syringe (service parts only)



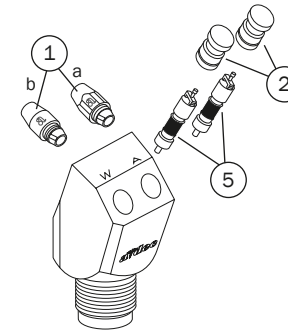
Uni-Flo Syringe (service parts only)



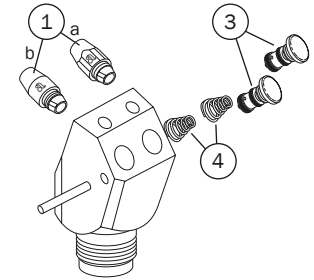
Lever Syringe (service parts only)



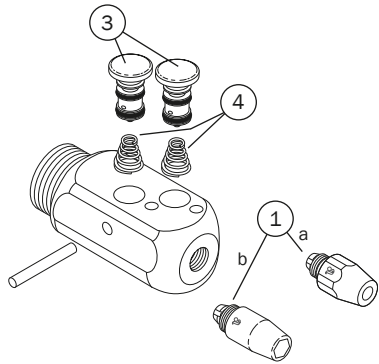
Tri-Flo Syringe (service parts only)



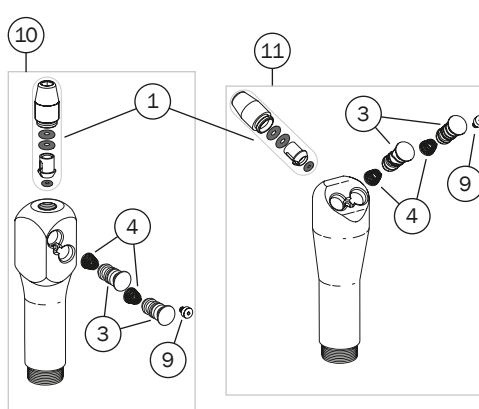
Soft-Touch Syringe (service parts only)



Continental Pencil Syringe (service parts only)



Autoclavable Syringe Assemblies



Legacy Syringe Service Parts

REF	DESCRIPTION	PART NUMBER	PRICE
1	a - Locking nut	23.1090.00	
	b - Non-locking nut	23.1112.00	
2	Button assembly (2)	23.0020.02	
3	Button valve assembly (2)	23.1232.01	
4	Spring, compression (10)	013.064.01	
5	Valve core (10)	026.033.01	
6	Valve assembly with o-ring (2)	23.1021.01	
7	Screw (5)	001.002.01	
8	Spring, compression (10)	013.038.01	
9	Syringe button screw, 2-56 (5)	23.1193.01	
10	Continental syringe head assembly	23.1096.00	
11	Traditional syringe head assembly	23.1011.00	

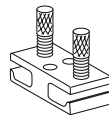
Components

Terminal Barb Assemblies

	REF	DESCRIPTION	PART NUMBER	PRICE
	1	Terminal barb assembly, 2 barb, quick disconnect	23.1067.00	
	1	Terminal barb assembly, 2 barb, quick disconnect, mini head	23.1403.00	
	2	Pin (5) 0.062" Dia x 0.430" L	011.038.01	
	3	O-ring, AS568-002 (10)	030.002.02	
	4	Stem, w/o-ring (2)	23.1064.01	
	5	Compression spring (10) 0.088" OD x 0.250"	013.003.01	
	1	Terminal barb assembly, 2 barb, w/o-rings, mini head	23.1361.00	
	1	Terminal barb assembly, 2 barb, w/o-rings	23.1110.00	
	2	O-ring, AS568-002 (10)	030.002.02	
	1	Terminal barb assembly, non-circulating	23.0760.00	
	2	O-ring, AS568-004 (10)	030.004.02	

Double Flow Restrictor

23.0173.00



- 3/8" OD tubing
- Used for 3-way air/water syringe flow control
- O-ring added to adjustment screw for shipping. Discard after screw adjustment.

Replacement Handle

23.1250.00



- Use for:
Autoclavable mini head syringe assemblies

Replacement Handle

23.1015.00

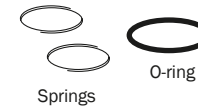


- Use for:
Autoclavable, and Continental autoclavable syringes

Syringe Strain Relief Repair Kit

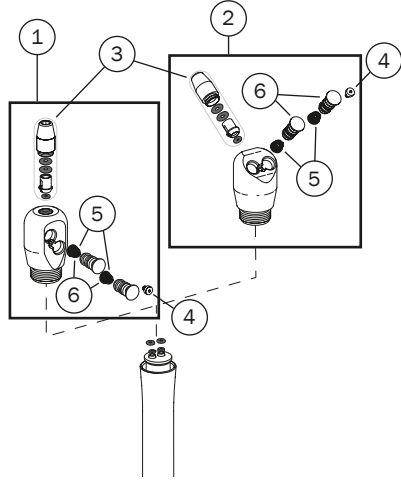
90.0563.00 Repair kit

010.073.01 Spring (5)



- Includes (1) o-ring and (2) retainer springs

Warm Water



Autoclavable Warm Water Syringe Assemblies for A-dec 300 and A-dec 500

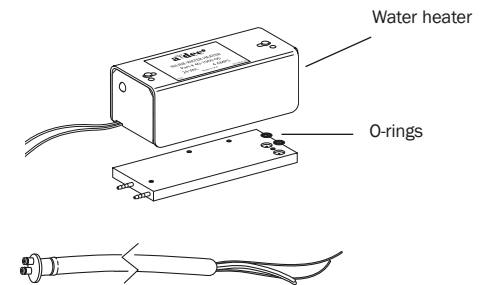
REF	DESCRIPTION	PART NUMBER	PRICE
1	Continental syringe head assembly, small	23.1277.00	
2	Traditional syringe head assembly, small	23.1278.00	
3	Syringe nut assembly, non-locking	23.1112.00	
	Syringe nut assembly, locking	23.1090.00	
4	Syringe button screw, 2-56 (5)	23.1193.01	
5	Conical compression spring (10)	013.064.01	
6	Button valve assembly (2)	23.1232.01	
	Printed circuit board (Includes mounting hardware)	23.1314.00	
	Printed circuit board for A-dec 545 (Includes mounting hardware)	23.1314.01	

Warm Water Syringe Tubing

DESCRIPTION	PART NUMBER GRAY 3	PRICE
Full Assemblies (Includes syringe head, tubing, terminal barb assembly, warm water circuit board, and mounting hardware)		
Traditional syringe assembly, 84" tubing with 56" sheath (For use with 532, 542, 332, 334, 336)	23.1290.01	
Traditional syringe assembly, 84" tubing with 62" sheath (For use with 352, 353, 541, 545)	23.1294.01	
Traditional syringe assembly, 120" tubing with 56" sheath (For use with 551)	23.1306.01	
Continental syringe assembly, 84" tubing with 56" sheath	23.1291.01	
Tubing Assemblies (Includes tubing, handle, bushing, retainer, terminal barb assembly, and spring)		
84" tubing with 56" sheath (For use with 532, 542, 541 Dr. Side, 332, 334, 336)	23.1301.01	
84" tubing with 62" sheath (For use with 352, 353, 541 Asst. Side, 545)	23.1299.01	
120" tubing with 56" sheath (For use with 551)	23.1307.00	

Cascade Low Voltage Water Heater Service Parts

DESCRIPTION	PART NUMBER	PRICE
Water heater, low voltage	40.1060.00	
Heated tubing assembly with terminal, Surf, 5'	23.1198.00	



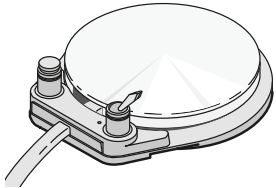
Assemblies

Foot Control Assemblies

Wet/dry foot control

with chip blower/accessory button and wet/dry toggle

- Modulates variable speed operation with foot pressure applied in any position
- Wet/dry toggle operates on/off control for coolant water
- Chip blower for use with air turbine, electric handpiece, A-dec camera, as well as ultrasonic instruments

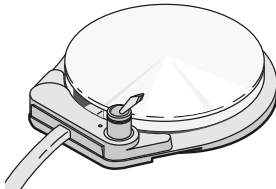


PRODUCT DESCRIPTION	PART NUMBER GRAY 3	PRICE
A-dec 532/533 foot control, 5' (1,524 mm)	38.1829.00	
A-dec 541/542 foot control, 16' (4,876 mm)	38.1829.01	
A-dec 332/333 foot control, 5' (1,524 mm)	38.1862.00	
A-dec 334/335 foot control, 9' (2,743 mm)	38.1838.00	
Cascade/Radius foot control, 9' (2,743 mm)	38.1889.00	

Wet/dry foot control

with wet/dry toggle

- Modulates variable speed operation with foot pressure applied in any position
- Wet/dry toggle operates on/off control for coolant water
- Use for both the air turbine or electric handpiece



PRODUCT DESCRIPTION	PART NUMBER GRAY 3	PRICE
A-dec 332/333 foot control, 5' (1,524 mm)	38.1834.00	
A-dec 334/335 foot control, 9' (2,743 mm)	38.1821.00	
Cascade/Radius foot control, 9' (2,743 mm)	38.1890.00	

Lever foot control

wet/dry foot control with chip blower/accessory button

- Superior speed modulation with side to side movement
- Intuitive, eyes free, wet/dry operation
- Ergonomic foot placement during operation

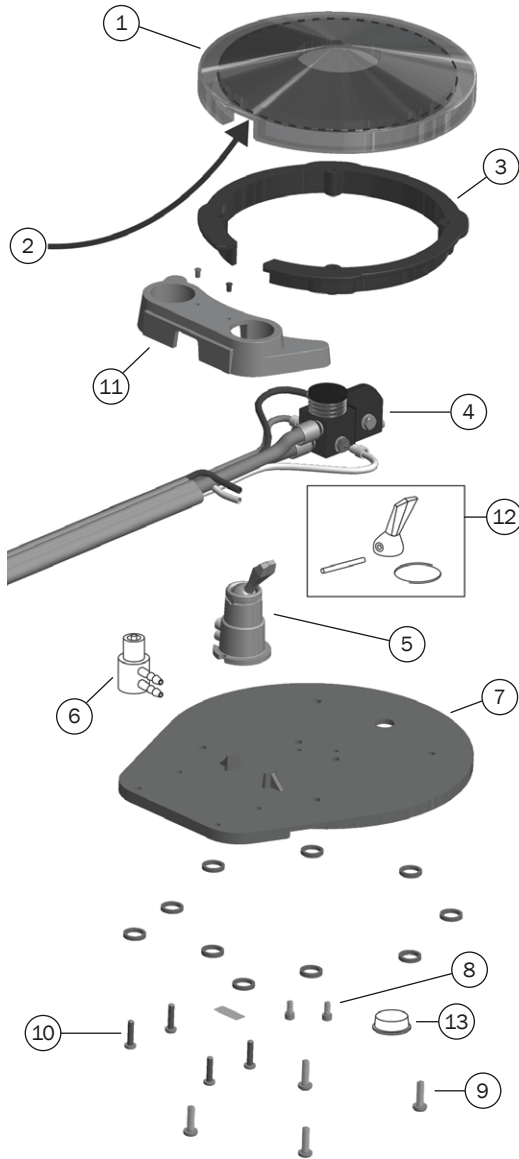


PRODUCT DESCRIPTION	PART NUMBER GRAY 3	PRICE
Lever foot control, 5' (1,524 mm)	38.1871.00	
Lever foot control, 9' (2,743 mm)	38.1871.02	
Lever foot control, 16' (4,877 mm)	38.1871.03	
A-dec 300 chip blower kit	90.1546.00	

Components

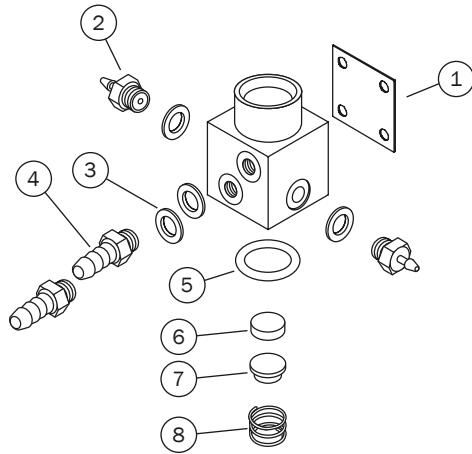
Wet/Dry Foot Control

Items are compatible with foot control I, II, III, A-dec 500, 300, and 200; unless noted






REF	DESCRIPTION	PART NUMBER	PART NUMBER WHITE	PRICE
1	Chrome plated foot control cover (Includes #2 foam liner)	22.0110.00		
2	Foam liner	38.0076.00		
3	Retaining ring, 5" OD (Includes attachment screws) (Not compatible with FC I)	38.0237.00		
4	Regulator assembly (FC III only)	38.0761.00		
5	3-way wet/dry toggle		38.1832.01	
6	3-way micro-valve	33.0138.00		
7	Base assembly (Includes U-cup)		38.0059.03	
8	Screw, socket head, 4-40 x 1/4"	003.078.00		
9	Screw, pan head, Phillips, #6 x 1/2"	003.022.00		
10	Screw, pan head, Phillips, #4 x 1/2"	003.088.00		
11	Accessory housing Two hole (A-dec 500/300/200)		38.1802.01	
12	Wet/dry toggle kit (Includes pin, toggle, and retaining spring)		38.0075.04	
13	Rubber bumpers (25) (1/2" bumper with self-adhesive back)	017.007.01		

Components



Foot Control III Valve Assembly

REF	DESCRIPTION	PART NUMBER	PRICE
ALL	Foot control III valve	38.0761.00	
1	Diaphragm, 3/4" square x .013 thick (10)	38.0054.02	
2	Barb, 1/8" x 10-32 (10)	023.004.03	
3	Washer, flat, nylon, .187 ID (10)	004.005.02	
4	Barb, 5/16" x 10-32 (10)	023.805.01	
5	O-ring, .364 ID x .070 wide (10)	030.012.02	
6	Poppet, plastic, foot control	22.0060.00	
7	Cap spring, foot control	22.0050.00	
8	Spring, compression, .312 OD x .25	22.0580.00	

Foot Control Tubing	LENGTH	NO SHEATH	GRAY 3	PRICE
 Foot control III tubing	10' (3 m)	-	024.248.01	
	50' (15 m)*	-	024.248.03	
 A-dec 500 foot control tubing	10' (3 m)	-	024.214.01	
	50' (15 m)**	-	024.214.02	
 A-dec 300 foot control tubing	10' (3 m)	-	024.214.01	
	50' (15 m)**	-	024.214.02	

Note: *A-dec recommends a maximum tubing length of 15' for Cascade/Performer/A-dec 200.

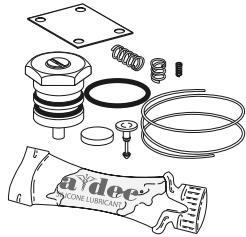
Note: **A-dec recommends a maximum tubing length of 18' for A-dec 300/500.

Exceeding maximum tubing length may result in delayed handpiece activation and coolant air/water shut-off.

Components

Foot Control I Valve Service Kit

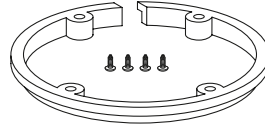
90.0010.00



- For use with foot control I valve (discontinued 1979)

Foot Control I Retaining Ring

22.0120.00 Gray



- Includes 4 screws 6 x 1/2"

Service Tip

WATER LEAKS FROM HANDPIECES AFTER REMOVING FOOT FROM FOOT CONTROL

Some water leaks can be caused by pinched foot control tubing, which blocks the exhaust exit out of the foot control and traps the water coolant signal.

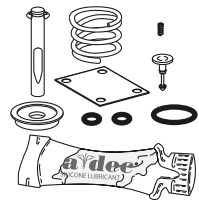
REMINDER: TROUBLESHOOTING AN ACTIVE FOOT CONTROL

Before removing the foot control disc, move the master On/Off toggle to the OFF position and bleed the system of air pressure. This prevents the foot control stem from being forcefully ejected from the Foot Control II valve.

If the air supply to the foot control must be active while testing, before moving the master On/Off toggle to the ON position, ensure that the stem assembly in the foot control valve cannot be ejected.

Foot Control II Valve Service Kit

90.0312.00



- For use with foot control II valve (discontinued 1999)

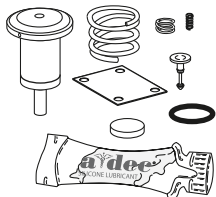
Euro Conversion Kits

38.0825.00 A-dec 200/300/500/Simulator

38.1764.00 Cascade/Radius/Performer III

Foot Control III Valve Service Kit

90.0593.00



- For use with foot control III valve (38.0761.00)
- Also use with A-dec 500, 400, and 300 foot controls

Strain Relief Clip

62.0131.00




A-dec 500 and 300 Controls

Full Control Blocks				
Model	3-position	Price	4-Position	Price
532B, 533B	-		38.1876.00	
532A, 533A, 542	-		38.1933.00	
541	-		38.1972.00	
332, 333, 334, 335, 336	38.1971.00		38.1970.00	
200	-		38.1970.01	
41L, 42L	90.1736.00		90.1735.00	

Control Block Diaphragm

- 38.1787.01 Diaphragm, 4-position blk (5)
- 38.1833.01 Diaphragm, 3-position blk (5)



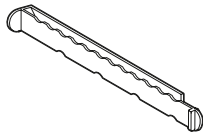
- For A-dec 500 and 300 control blocks

QD Plug and Barb Retainer

- 026.160.01 QD, plug (5)
- 38.1800.00 Barb retainer, white, 4 position
- 38.1800.01 Barb retainer, white, 3 position
- 38.1879.00 Barb retainer, black, 4 position



- For A-dec 500 and 300 control block
- Includes o-ring












- Barb retainer (white)
- For all deliveries except 532B and 533B



- Barb retainer (black)
- For 532B and 533B

Adjustment Cartridge/Stem/Key

For models: 532B, 533B, 541 (Effective August 2017), 332, 333, 334, 335, 336, 342, Simulators (Effective 5/30/2018), 200 (Effective June 2017), Performer B (white)

	Water coolant stem, version 1	38.1824.00	
	Water coolant cartridge, version 2	38.1936.01	
	Air coolant stem	38.1825.00	
	Flow adjustment key Does not work for 532B and 533B	38.1823.00	
	Flow adjustment key For 532B and 533B	77.1493.00	
For models: 532A, 533A, 542, 541 (Prior to August 2017), Simulators (Prior to 5/30/2018)			
	Water coolant stem, version 1	38.0516.00	
	Water coolant cartridge, version 2	38.1973.01	
	Air coolant stem	38.0526.00	
	Flow adjustment key (4)	38.1808.01	

Cartridge Version 2

- 38.1934.01 Water cartridge
- 38.1958.01 Dry cartridge
- 38.1957.01 Washer, gray (5)



- Water cartridge:
For converting from a dry control block position to a wet block
- Includes washer



- Dry cartridge:
For converting from a wet control block position to a dry block
- Includes washer

Cartridge Version 1

- 38.1780.00 Water cartridge
- 38.1783.00 Dry cartridge
- 38.1799.01 Washer, white (5)



- Water cartridge:
- For converting from a dry control block position to a wet block
- Includes washer
- For A-dec 500 and 300 control blocks only

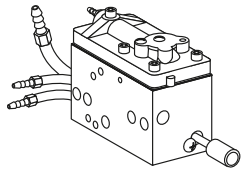


- Dry cartridge:
- For converting from a wet control block position to a dry block
- Includes washer
- For A-dec 500 and 300 control blocks only

Century Plus

Century Plus Control Block

- 38.0540.00
- 38.0501.01 3 block kit
- 001.103.00 Mounting block screws



- With pigtails

Century Plus Cartridges

- 38.0517.00 Air bleed
- 38.0518.00 Check valve
- 38.0520.00 Water valve



Air bleed
(brass base)



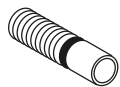
Check valve
(blue base
with duckbill)



Water valve
(red base)

Drive Air Flow Adjustment Stem

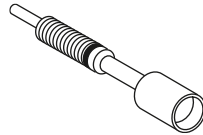
- 38.0510.00 Stem
- 035.034.01 O-ring (10)



- Includes o-ring

Water Coolant Flow Adjustment Stem

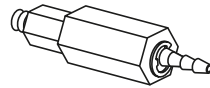
- 38.0516.00 Stem
- 035.034.01 O-ring (10)



- Includes o-ring

Syringe Flow Control Barb

- 38.0555.00



- For air and water
- 1/8" barb
- 10-32 threaded fitting

Air Coolant Flow Adjustment Stem

- 38.0526.00 Stem
- 030.003.02 O-ring (10)



- Includes o-ring

Handpiece Control Adjustment Keys

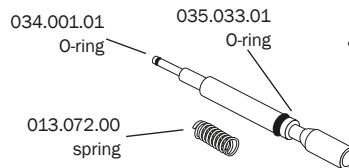
- 98.0867.02 (5)



- Autoclavable adjustment keys
- For use in Cascade and Decade 4400 handpiece controls

Flush Valve Stem

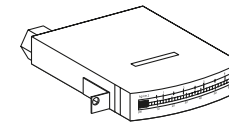
- 38.0525.00 Stem
- 035.033.01 O-ring (10)
- 034.001.01 O-ring (10)
- 013.072.00 Spring



- Includes o-rings

Gauge, Horizontal

- 39.0822.00

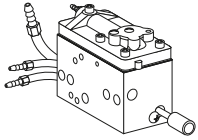


- Panel mount
- 0 - 60 psi
- 1/2" x 1 3/4"
- 6-32 mounting holes
- 10-32 port
- Includes 1/8" barb
- Does not include mounting bracket

Century Plus

Traditional-Style Century Plus Handpiece Control Kits

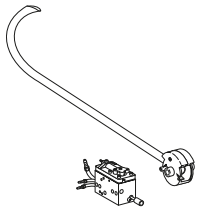
- 38.0631.00 Unitized
- 38.0375.00 Individual w/holder



- For Cascade handpiece position
- Includes control block, valve, tie bolts, gasket, and hardware

Continental-Style Century Plus Handpiece Control Kits

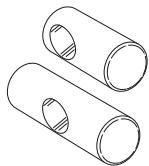
- 38.0638.00 Continental
- 39.1054.00 Whip only



- For Cascade handpiece position
- Includes control block, valve, tie bolts, whip assembly, gasket, and hardware

Pins for Continental Whip

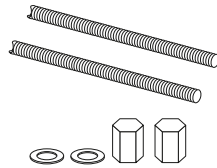
- 39.1050.00 Short pin
- 39.1051.00 Long pin



- Short pin used on outer sides of end whips
- Long pin used between whips

Tie Bolt Kit

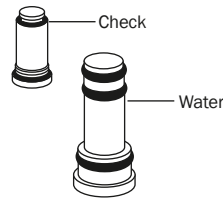
- 38.0504.07 3 blocks
- 38.0504.08 4 blocks



- Includes (2) bolts, (2) washers, and (2) nuts

Dry Block Conversion Kit

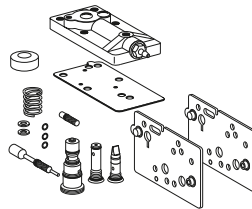
- 38.0648.00



- Black base
- Contains (2) plugs (one water, one check valve)

Century Plus Control Block Service Kit

- 38.0537.01 Service Kit
- 001.021.00 Screw
- 75.0911.01 Fiber-optic switch diaphragm (5)
- 38.0550.01 Red gasket (removed from kit Dec. 2016)



- Includes cartridges, gaskets, stem, diaphragms, cap assembly, actuator, washers, spring, and screws
- Order IOLS diaphragm for systems that also include a Fiber-optic Light Source (75.0911.01)

Continental Whip Tension Springs

- 013.015.00 Red 3 lb spring
- 013.027.00 Green 4 lb spring



- Red 3 lb spring is standard on Cascade
- Green 4 lb spring used for greater return pull on whip arm

Locking Adjustment Knob

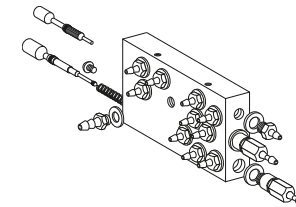
- 83.0217.00 Flow adjustment knob, locking



- For use in Cascade and A-dec 500 handpiece controls
- Tool removable from flow adjustment stem

Century Plus Manifold Assembly for Cascade

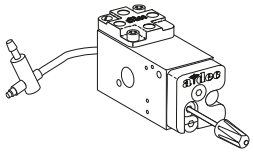
- 38.0524.00 For Cascade
- 38.0505.00 End cap
- 38.0546.00 Top cap



Century II

Century II Control Block

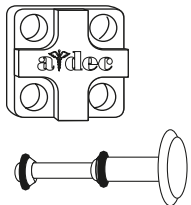
38.0223.02 Block assembly
38.0234.02 Kit



- Block assembly includes control block, (2) knobs (one gray, one black), and gasket
- Kit includes control block, valve, tie bolts, gasket, holder, and hardware

Water Valve Cover and Stem Assembly

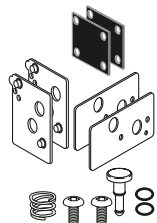
29.0831.00 Stem w/o-rings
38.0181.00 Valve cover
38.0054.02 Diaphragm (10)



- For Century II control blocks

Century II Control Block Repair Kit

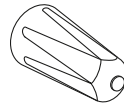
90.0321.00 Kit



- Includes diaphragms, gaskets, o-rings, stem spring, and screws

Push On Knob Kits for Coolant Stems


027.017.02 Blue dot for water
027.018.02 Yellow dot for air



- Each kit includes both gray and black knobs w/color dot
- Choose yellow for air coolant and blue for water coolant

IC Control Block

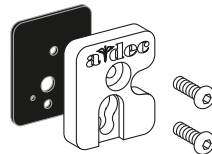
38.0467.00 Block assembly



- Block assembly includes control block, barbs, and caps

Valve Cover Kit

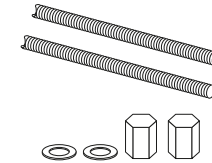
90.0304.00 Kit
38.0178.00 Cover w/screws
38.0179.02 Diaphragm (10)



- Includes valve cover, diaphragm, o-rings, and screws

Tie Bolt Kit

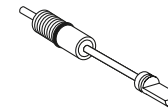
38.0193.01 3 blocks



- Includes (2) bolts, (2) washers, and (2) nuts

Air and Water Coolant Stem

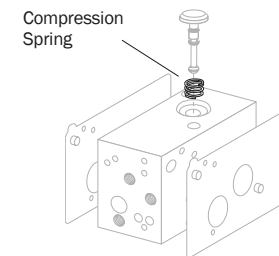
33.0103.00 Stem
030.004.02 O-ring (10)



- Includes o-ring (030.004.02)

Compression (Stem) Spring

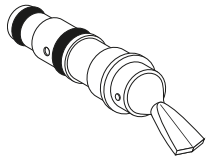
013.025.00



Century II

3-Way Cartridge

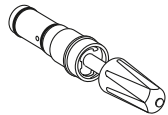
33.0100.02 Surf 4 toggle



- Use for Master on/off and coolant water air signal on/off functions in Century II master block

Cartridge Needle Valve Kit

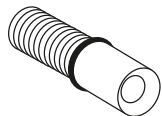
33.0101.02



- Includes (2) knobs (one gray, one black)
- Use for coolant air metering in Century II master block

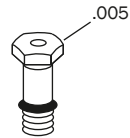
Adjustable Screw w/O-ring

29.0100.00



Air Bleed Restrictor

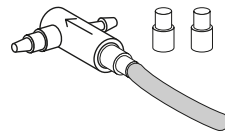
38.0316.00 Restrictor
030.004.02 O-ring (10)



- Includes o-ring

Flush/Non-Retractable Handpiece Conversion Kits

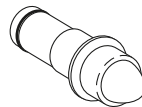
14.0326.00 Non-retraction kit



- Add flush capability to handpiece tubing
- 1 handpiece kit includes teed check valve, uniclamps, and instructions

On/Off Indicator

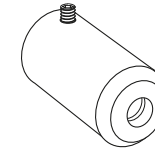
24.0105.01 Silver bezel



- Used for on/off indicator in Century II master block

Key Adapter with Screw

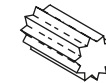
39.0820.00



- For use on IC control heads to adjust scaler blocks

Air Bleed Filter

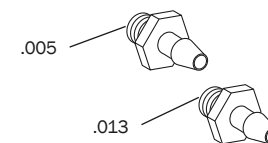
19.0001.03 (2)



- 10 microns

Air Bleed Restrictor Barbs

023.036.00 .005
023.070.00 .013
004.005.02 Washer (10)

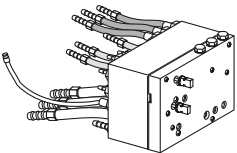


- Requires washer (004.005.01)

Performer

Performer Control Block

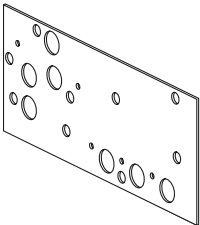
38.0729.00 Block w/pigtails
 38.1775.00 Service kit, Perf



- Service kit includes: diaphragm, water relay assembly, and water valve actuator

Performer Control Block Diaphragm

38.0711.01 (5)



Water Relay Valve Cartridge and Actuator

38.0717.00 Cartridge
 38.0718.00 Actuator



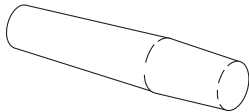
Cartridge



Actuator

Performer Knob, Push On


027.057.00



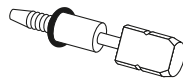
- Flow adjustment stem

Coolant Flow Adjustment Stems

38.0712.00 Water stem
 38.0713.00 Air stem
 030.004.02 O-ring (10)



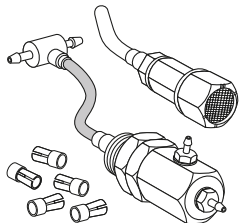
- Water stem
Includes o-ring



- Air stem
Includes o-ring

Performer Pressure Relief Kit

90.1020.00 Kit



- Includes muffler assembly, valve assembly, (5) uni-clamps, and installation instructions

Flow Control Screw

38.0766.02 Assembly (5)
 030.004.02 O-ring (10)



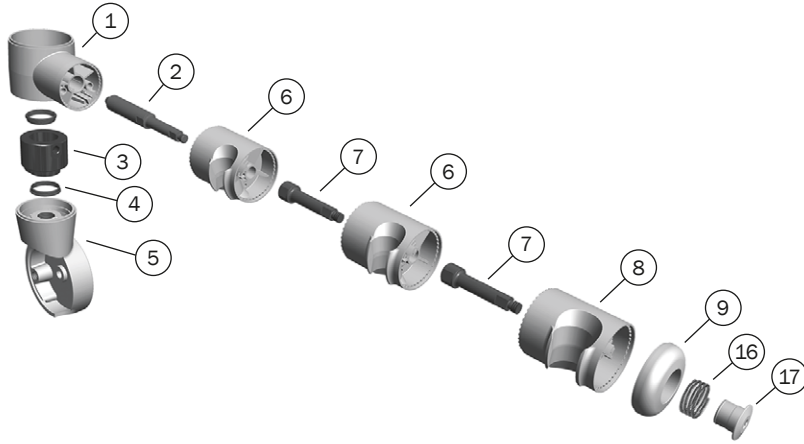
- Assembly includes screw with o-ring

Service Tip

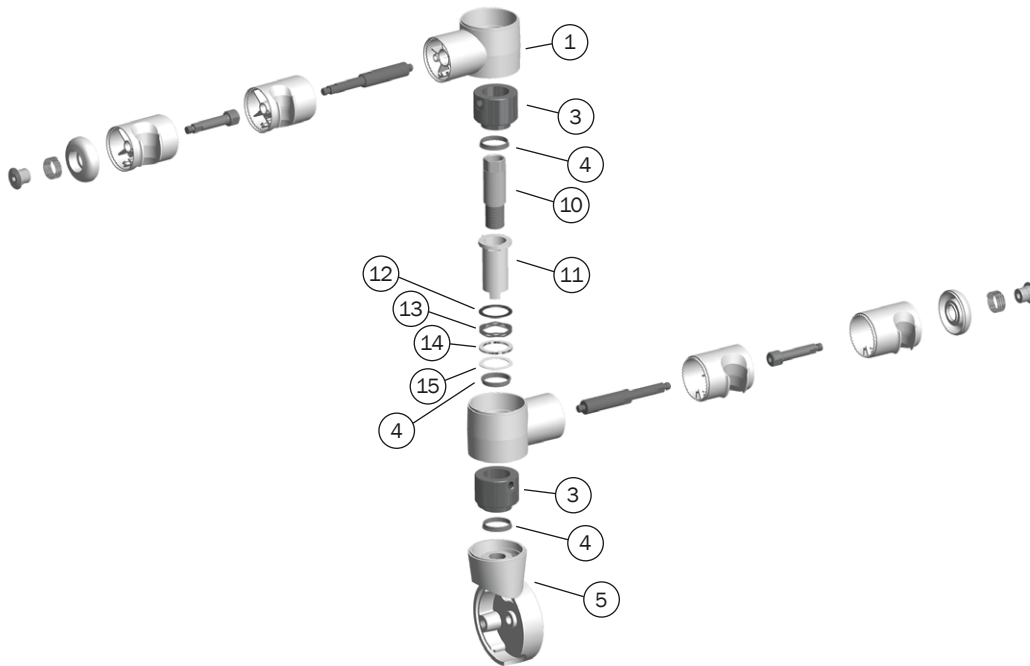
Use a Performer pressure relief kit (90.1020.00) to prevent trapped air and water from exhausting through the high speed handpiece when it is lifted from the holder.

A-dec 300/400/500 Assistant's Single and Dual Holder Arm

Assistant's Single Holder Arm (300/400/500)



Assistant's Dual Holder Arm (300/400/500)



REF	DESCRIPTION	PART NUMBER	PRICE
1	Holder turret, White	99.0649.01	
2	Turret axle	99.0701.00	
3	Inner hub	99.0699.00	
4	Bearing	99.0698.00	
5	Mount, Surf	77.0125.01	
	Mount, White	77.0125.02	
6	Saliva ejector/syringe holder kit, Surf	99.0653.01	
	Saliva ejector/syringe holder kit, White	99.0653.03	
7	Axle	99.0660.00	
8	11 mm Standard HVE kit, Surf	99.0650.01	
	11 mm Standard HVE kit, White	99.0650.03	
9	End cap assembly, Surf	99.0648.01	
	End cap assembly, White	99.0648.03	
10	Pass thru bolt	77.0123.00	
11	Spline	99.0651.00	
12	Washer	004.173.00	
13	Wave washer	004.237.00	
14	Spacer	77.0124.00	
15	Washer	004.060.00	
16	Spring	013.011.00	
17	End Cap	99.0659.00	

A-dec 500 and 300 Holders

12 O'Clock Doctor's Holder with Valve

99.0711.01 541 doctor's holder, White 2



- For Doctor's handpieces on a 12 o'clock delivery system

Whip Assembly Kit for A-dec 500 (Version A)

77.0291.01 Whip kit, Surf 4

77.0291.02 Whip kit, White 2

013.123.00 Spring, whip

77.0063.00 Whip cover, Surf 4

77.0063.01 Whip cover, White 2



- Includes whip assembly, cover, and spring

Whip Assembly for A-dec 500 (Version B)

77.1830.00 Whip Assembly



- Includes whip and hardware
- For additional handpiece in position 2

Whip Components for A-dec 300

90.1205.00 Whip kit A-dec 300



- Includes whip assembly, cover, and spring

A-dec 300/500 Accessory Holders

99.0681.00 Holder, Surf 4

99.0681.01 Holder, White 2

99.0708.01 12 o'clock holder, White 2

77.0919.00 A-dec 300 accessory holder



Standard (11 mm) HVE Holder

99.0650.01 Holder, Surf 4


99.0650.03 Holder, White 2

99.0674.01 Holder, auto-electric, Surf 4

99.0740.01 Holder, auto-electric, White 2



- With axel



Saliva Ejector or Syringe Holder

99.0653.01 Holder, Surf 4

99.0653.03 Holder, White 2

99.0673.01 Kit, holder, auto-electric, Surf 4

99.0739.01 Kit, holder, auto-electric, White 2




15 mm HVE Holder

99.0652.01 Holder, Surf 4

99.0652.03 Holder, White 2

99.0675.01 Holder, auto-electric, Surf 4

99.0738.01 Holder, auto-electric, White 2



A-dec 500/300 Brake Handle

77.0104.03 500 Brake handle assembly, Gray

77.0104.01 500 Brake handle assembly, Surf

90.1281.00 300 Brake handle assembly

90.1451.00 336 Handle assembly



Flex Holder Assembly

99.0705.01 Syringe/SE holder, White 2

99.0706.01 HVE holder, White 2

99.0707.01 15 mm HVE holder, White 2

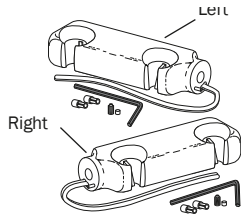


Handpiece Holders

2-Position Cascade Unitized Holders

99.0629.00 Left

99.0628.00 Right

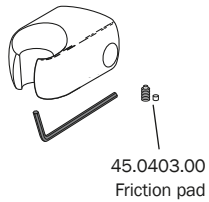


- Includes unitized holder (Surf 4), air bleed valves, tubing, and necessary hardware

Individual Cascade Assistant's Holder

99.0584.00 For syringe and SE

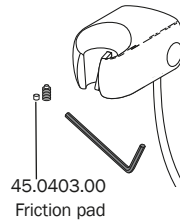
99.0643.00 For HVE



- Fits 1/2" bar
- Includes individual Surf 4 holder, friction pad, setscrew, and necessary hardware

Cascade Individual Holder

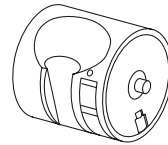
99.0583.00



- Fits 1/2" bar
- Includes individual Surf 4 holder, air bleed valve, tubing friction pad, setscrew, and necessary hardware

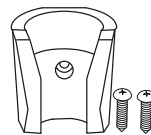
Excellence Holder Assembly

99.0024.00 Black



Gray Universal Holder

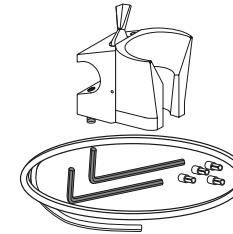
99.0519.01 Gray



Auto Holders

99.0537.01 Gray assembly

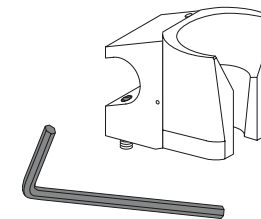
99.0541.01 Gray holder only



- Fits 1/2" bar
- Includes tubing and necessary hardware

Assistant's Holder

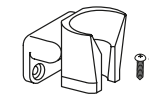
99.0528.01 Holder assembly



- Gray
- Fits 1/2" bar
- Use with A-dec syringe and assistant's instrumentation

Universal Holder Assembly with Single Bracket

99.0020.01 Gray assembly

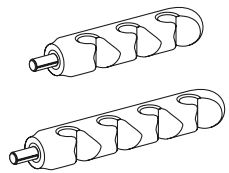


- For mounting to wall, cabinet, or similar surface

Assistant's Holders

Unitized Cascade Assistant's Holder

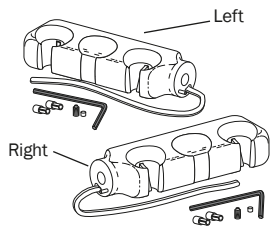
- 61.2250.00 3 position
- 61.1534.00 4 position
- 12.0941.00 Adapter telescope
- 12.0968.00 Adapter cuspidor
- 12.1156.00 Adapter rear delivery



- Surf 4
- Swivels

3-Position Cascade Unitized Holders

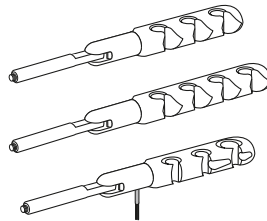
- 99.0619.00 Left
- 99.0618.00 Right



- Includes unitized holder (Surf 4), air bleed valves, tubing, and necessary hardware

3-Position and 4-Position Performer Holders

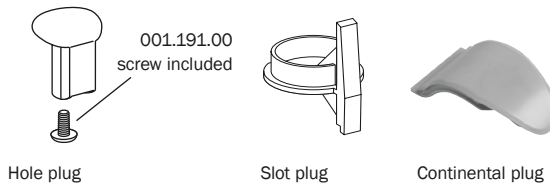
- 12.1210.00 3-Position molded
- 12.1207.00 4-Position molded
- 12.1213.00 3-Position delrin 15 mm auto-electric,



- Swivel
- Threaded end

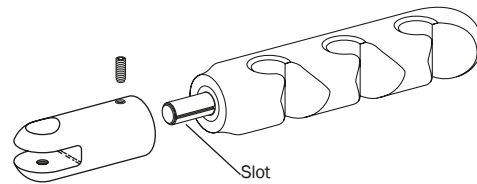
Plugs for Unitized Holder

- 99.0607.00 Hole plug, Surf 4
- 75.0083.00 Continental plug



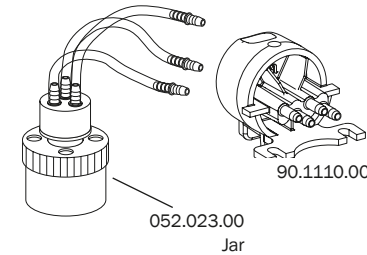
Service Tip

When installing unitized assistant's swivel holders, be sure the tensioning setscrew is at 90° from the slot in the Oilite™ bushing.






Handpiece Oil Collection System



- 24.0410.00
- 90.1110.00 A-dec 500 Surf
- 90.1110.01 A-dec 500 & A-dec 300 White

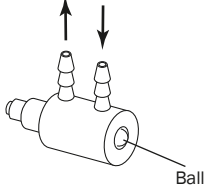





- Collects oil expelled from the handpiece exhaust
- Accommodates up to three handpiece tubing assemblies

Handpiece Holder Valves

2-way Air Bleed Valves Use for Air bleed		PART NUMBER	PRICE
	For Cascade unitized holder 1/8" barb, snap fit mounting	33.0132.00	
	For Cascade individual holder and Excellence holder 1/8" barb, snap fit mounting	33.0025.00	
	For Cascade Continental whip holder 1/8" barb, snap fit mounting	33.0025.01	

Actuators		PART NUMBER	PRICE
	For Cascade unitized holder	99.0590.00	
	Actuator with valve assembly For Cascade individual holder	99.0592.00	


2- or 3-way Micro Valves		PART NUMBER	PRICE
	2-way, brass ball 1/8" barb	33.0134.00	
3-way, stainless steel ball 1/8" barb		33.0138.00	

Holder Valves		PART NUMBER	PRICE
• Replace valve by detaching tubing from control block			
	Performer	99.0724.00	
	A-dec 500 & A-dec 300, White	99.0654.03	
	A-dec 541, White	99.1135.01	

A-dec 500 and 300

Deluxe Touchpad Dual Solenoid Manifold Assembly for A-dec 500


43.0057.00 Manifold, dual
041.659.01 Solenoid, only



- Assembly includes two 5 VDC solenoid valves and dual manifold

A-dec 571 Dental Light Intensity Switch

43.0054.00 Switch assembly



Data Cable Adapter

041.684.00 Adapter



- Data cable adapter
- 6-pin conductor, one female to two females

Wago Connector

90.1176.00 Wire connectors (6)

041.458.00 Wire connector, 3 position

041.557.00 Wire connector, 5 position



- For in-line connections

A-dec 500 and 300 Data Cables and Circuit Boards

A-dec 500 and 300 Data Cables and Data Board	PART NUMBER	PRICE
6 Pos, 1.5' (457 mm)	041.637.00	
6 Pos, 3.5' (1,029 mm)	041.637.06	
6 Pos, 7' (2,134 mm)	041.637.04	
6 Pos, 8.5' (2,589 mm)	041.637.05	
6 Pos, 13' (4,010 mm)	041.637.02	
6 Pos, 25' (7,614 mm)	041.555.00	
Kit, 25' data cable and 2 adapters	041.554.00	

Printed Circuit Board Kits	PART NUMBER	PRICE
A-dec 500		
Chair	90.1072.00	
Control head	90.1076.00	
Cuspidor	90.1079.00	
Dental light	28.1577.00	
A-dec 400		
Chair	90.1177.00	
A-dec 300		
Chair	90.1177.00	
Quad volt intraoral light source	90.1168.00	
Cuspidor	90.1079.00	

A-dec 311 & 411 Chair Solenoid Assembly

90.1225.00 Solenoid kit



• 21.6 VDC

1040/1021/8000A Chair Solenoid Assembly


61.1336.00 Solenoid kit

Printed Circuit Board Standoff Kit


90.1082.00 (5)

A-dec Relay Module

90.1080.00 Kit, A-dec relay



Power Supplies

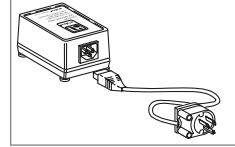


300-watt power supply

- Required for intraoral camera and electric motors
- Provides power for multiple electrical accessories such as fiber-optics, low voltage water heater/heated syringe tubing, dental light, ultrasonic instrument, and curing light.
- Size – Fits the large, contoured, and recessed floor boxes
- QD Connectors
- Maintenance – Uses resettable circuit breakers rather than fuses

PRODUCT DESCRIPTION	PART NUMBER	PRICE
A-dec 500 Chair Power Supplies		
511 300 watt, 100V	90.1073.00	
511 300 watt, 110-120V	90.1074.00	
511 300 watt, 220-240V	90.1075.00	
A-dec 300, 400 Chair Power Supplies		
300 watt, 110-120V	90.1179.00	
300 watt, 220-240V	90.1180.00	
Cascade/Decade Chair, 2561, 2562, 2671, 3072 Power Supplies		
Cascade 300 watt, 110-120V	28.1435.00	
Cascade 300 watt, 240V	28.1436.00	
Cable adapter kit (Used to retrofit from 300 watt power supply manufactured before June 1998)	90.1012.00	
A-dec 362, 541, 542, 545, and 570/570L Power Supplies		
300 watt, 100V	43.0259.00	
300 watt, 110-120V	43.0260.00	
300 watt, 220-240V	43.0261.00	

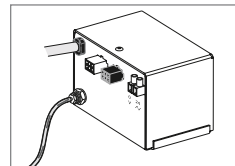
NOTE: When purchasing a power supply, consider both present and future electrical accessories. Buying a 300 watt power supply now will make it economical to add electrical accessories in the future.



60-Watt power supplies

- Provides power to A-dec's intraoral light source

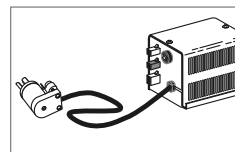
PRODUCT DESCRIPTION	PART NUMBER	PRICE
60 watt, 110V-240V	45.1268.00	



25-Watt power supplies

- Provides power to A-dec's intraoral light source
- Includes air-electric switch, indicator light, 6-pin and 2-connector, and 2-position terminal strip
- Output is rated 24 VAC 1 Amp
- Output is protected against short-circuit and overload conditions with automatically resetting thermostat

PRODUCT DESCRIPTION	PART NUMBER	PRICE
4631, 545, 2671 Power Supplies		
25 watt, 100V, kit	28.1479.00	
25 watt, 110-120V, kit	28.1480.00	
25 watt, 220-240V, kit	28.1481.00	



80-Watt power supplies

- Quick-disconnect plugs
- Resettable circuit breaker rather than fuses

PRODUCT DESCRIPTION	PART NUMBER	PRICE
Performer III Power Supplies		
80 watt, 110-120V	28.1345.00	
80 watt, 220-240V	47.2031.00	

Power Supply Cables and QVIOLS

Remote Power Supply Cables

Power supply cables are required if you are connecting a delivery system (A-dec 541, 542) or assistant's instrumentation (A-dec 545) to a remote power supply




ORDERING CABLES

- Refer to the table below to determine your cable needs
- See the ordering information table for cable descriptions and prices

POWER SUPPLY LOCATION	DELIVERY SYSTEM/ASSISTANT'S INSTRUMENTATION			
	541	542	545	545 WITH 542
300-watt, 511 chair	77.0707.00	77.1239.00	77.0708.00	(1) 77.0708.00 (1) 77.1239.00
300-watt, 311 chair	77.0980.00	77.1240.00	77.0981.00	(1) 77.0981.00 (1) 77.1240.00
300-watt, remote	(1) 43.0328.01 (1) 43.0093.00	43.0329.00	43.0095.00	(1) 43.0329.00 (1) 43.0093.00
1/8" Air line extension kit (25' [7,620 mm])	90.1129.00			

ORDERING INFORMATION / PRODUCT DESCRIPTION	PART NUMBER	PRICE
Cable, 15' (4,572 mm); 6-pin to 6-pin; assistant's	43.0093.00	
Cable, 15' (4,572 mm); 6-pin to 4-pin; assistant's	43.0095.00	
Cable, 15' (4,572 mm); 4-pin to 4-pin; delivery	43.0328.01	
Cable, 15' (4,572 mm); 6-pin to 6-pin; delivery	43.0329.00	
545 to 511 power cable kit	77.0708.00	
545 to 311 power cable kit	77.0981.00	
542 to 511 power cable kit	77.1239.00	
542 to 311 power cable kit	77.1240.00	
541 to 511 power cable kit	77.0707.00	
541 to 311 power cable kit	77.0980.00	

Quad Voltage Intraoral Light Source



IOLS kit for A-dec 300

- Fiber-optic intraoral light source
- Requires fiber-optic handpiece tubing, 24 VAC
- All IOLS come equipped to light (2) handpieces
- A-dec 300 kit equipped to light (4) handpieces
- To add additional handpieces order the QVIOLS switch kit

PRODUCT DESCRIPTION	PART NUMBER	PRICE
Quad Volt IOLS kit for A-dec 300 (Equipped to light (4) handpieces)	90.1168.00	
Quad Volt IOLS kit for Performer	76.8112.00	
Quad Volt IOLS kit for 2122/2132	90.1358.00	
Quad Volt IOLS kit for 3420/2561	90.1359.00	
Quad Volt IOLS kit for 4631	90.1360.00	
QVIOLS switch kit	90.1382.00	

Touchpads



A-dec 300/500
Standard touchpad



A-dec 300
Deluxe touchpad



A-dec 500
Deluxe touchpad

A-dec 300 and 500 (Version A) Touchpad Covers	PART NUMBER SURF	PART NUMBER WHITE	PRICE
Standard touchpad cover kit	90.1439.00	90.1440.00	
A-dec 500 deluxe touchpad cover kit	90.1441.00	90.1442.00	
A-dec 300 deluxe touchpad cover kit	-	90.1443.00	
Disposable wrist strap	041.806.00		

A-dec 300 Touchpads

- Replace an existing touchpad
- Add a new touchpad

PRODUCT DESCRIPTION	PART NUMBER	PRICE
Full Assembly		
Standard touchpad kit, 332/333/334/335/336/342	90.1196.00	
Deluxe touchpad kit, 332/333/334/335/336/342	90.1197.00	
Standard touchpad Kit, 351/352/353/551	90.1184.00	
A-dec 300 Cover and PCB only		
Standard touchpad kit	90.1078.01	
Deluxe touchpad kit	90.1185.00	

A-dec 500 (Version A) Touchpad Upgrade Kits

- For use with A-dec 500 (version A) delivery systems only
- Replace an existing touchpad
- Add a new touchpad

PRODUCT DESCRIPTION	PART NUMBER SURF	PART NUMBER WHITE	PRICE
Full Assembly			
Standard touchpad, 542	-	77.0297.01	
Standard doctor's touchpad, 541	90.1127.00	90.1127.01	
Standard assistant's touchpad, 541/545	90.1128.00	90.1128.01	
Deluxe touchpad upgrade kit, 532/533/542	-	90.1133.01	
Deluxe touchpad upgrade kit, 541	90.1134.00	90.1134.01	
Cover and PCB only			
Standard touchpad	90.1078.00	90.1078.01	
Deluxe touchpad	90.1135.00	90.1135.01	



Remote Touchpad Kit

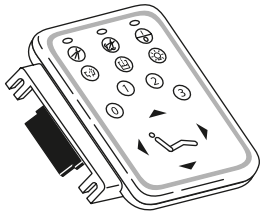
- For use with A-dec 300, 400, and 500 systems
- White 2
- Includes touchpad, mounting bracket, 25' data and electrical cables, and cable management hardware

PRODUCT DESCRIPTION	PART NUMBER	PRICE
Remote standard touchpad kit, 311, 411, 511	90.1495.00	

Cascade and Master Series Touchpads

Cascade Master Series® Touchpad with Cuspidor Function

39.1091.00



- Replacement for Cascade and Radius delivery systems factory installed master series touchpad
- Touchpad only; no cables included

Touchpad/Footswitch Adapter Kit

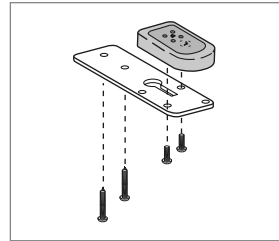
41.1493.00 Adapter



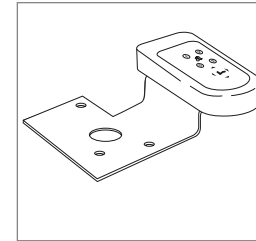
- Use this adapter kit for touchpad or footswitch



Radius/Cascade, 3072 chair Touchpad; (chair functions only)



Remote chair touchpad



Performer III chair touchpad



7115 touchpad



7285 touchpad

Chair Touchpads Kits

- Four-chair functions; base and back up and down
- Four programmable chair position functions

PRODUCT DESCRIPTION	PART NUMBER	PRICE
Radius, Cascade chair touchpad (Serial # H258626 and later)	39.1045.00	
3072 to chair touchpad kit	15.0478.00	
Remote chair touchpad	15.0576.00	
Performer III chair touchpad	39.1385.00	
7115 chair touchpad	12.1166.00	
7285 chair touchpad	12.1183.00	

Fuses

3AG, 1 ¼" X ¼" (31.75 mm X 6.35 mm), Slo-Blo Fuses

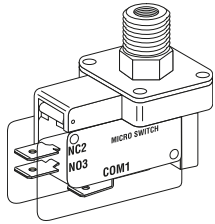


AMPS	DESCRIPTION	WHERE USED	PART NUMBER	PRICE
.300	3AG, Slo-Blo, 250V	1040, 1030 chairs 100/120V; 1010/1015/1020/1021 chair, 120V; 1010/1020 chair, 100V 60-watt power supply 1005 Priority chair 240V	046.069.00	
10.0	3AG, Slo-Blo, 32V	100-, 150-, and 300-watt power supplies	044.165.00	

Air Electric Switches and Adapter Kit

Air Electric Switch (Normally Closed Or Open)

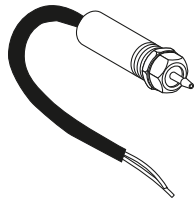
044.170.00



- 40 psi
- For 25W, 150W, and 300W power supplies
- For master control, dental light
- Rating: 15A, 100-240V
- For A-dec 300/400/500 power supplies

Air Electric Switch (Normally Open)

044.181.01



- 35 psi
- For 17W power supply and focus fiber optic
- Rating: 5A resistive, 24V AC/DC

Cascade Air Electric Switch

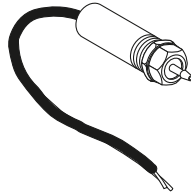
75.0909.00

- Compatible with Cascade units
- Fiber optic

Air Electric Switch (Normally Open)

40.0250.00 Kit

044.158.00 Switch only

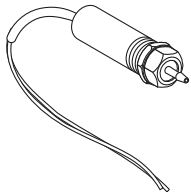


- 10 psi
- For scaler
- Rating: 5A, 24V AC/DC
- Kit includes switch, 1/8" barbed tee, 5' clear tubing uni-clamps, U-clip wire nuts, terminal QDs check valve

Air Electric Switch (Normally Closed)

40.1038.00 Kit

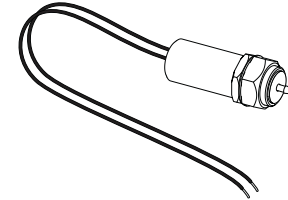
044.159.00 Switch only



- 10 psi
- For focus fiber-optic and dual voltage intraoral light source
- Rating: 5A resistive, 24V AC/DC
- Kit includes: switch, 1/8" barbed tee, 5' clear tubing, uni-clamps, U-clip, wire nuts, terminal QDs

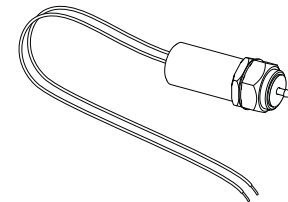
Air Electric Switch A-dec 500 (Version B) (Normally Open)

43.0484.00



Air Electric Switch A-dec 500 (Version B) (Normally Closed)

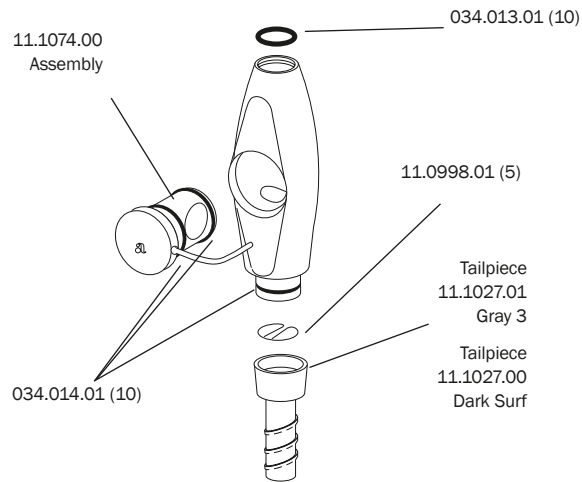
43.0485.00



HVE and SE Valves

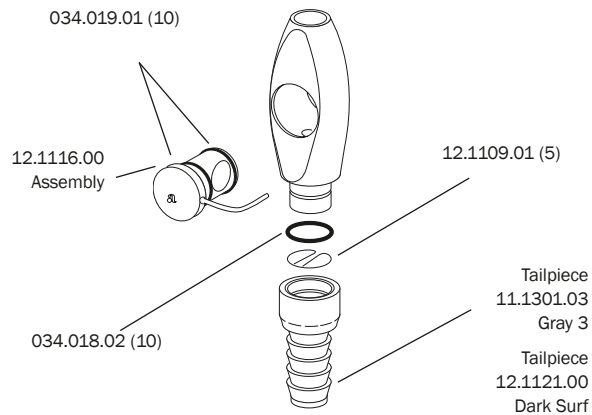
Standard HVE Valve

11.1335.00 Without tailpiece



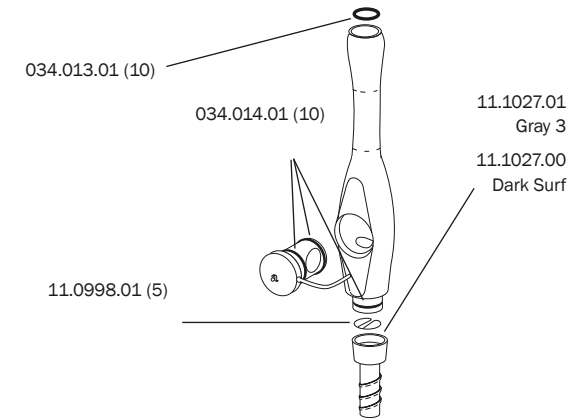
Large Bore HVE Valve

12.1257.00 Without tailpiece



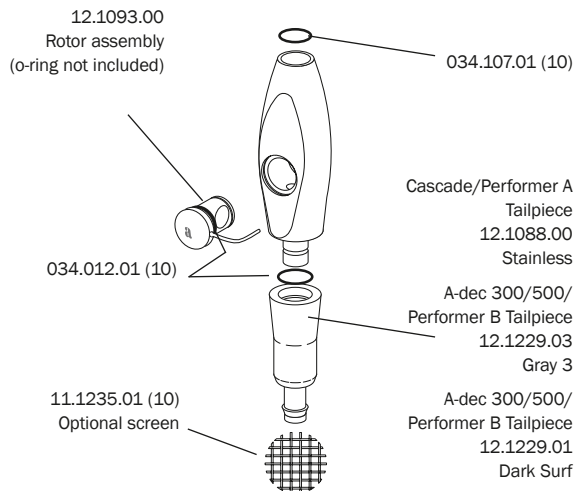
HVE Valve with Long Tip Holder

11.1336.00 Without tailpiece



Standard Saliva Ejector Valve

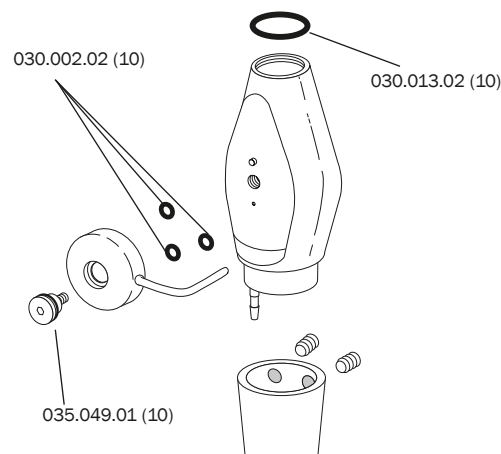
12.1258.00 Without tailpiece



Performer AVS

(After October 1995)

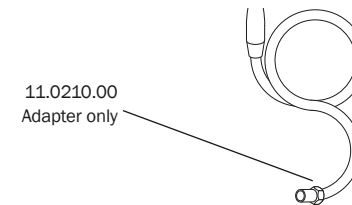
11.1129.00



Autoclavable Saliva Ejector

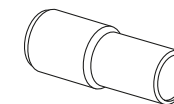
without On/Off Control

Service parts only



Tubing Adapter 5/8" to 1/2"

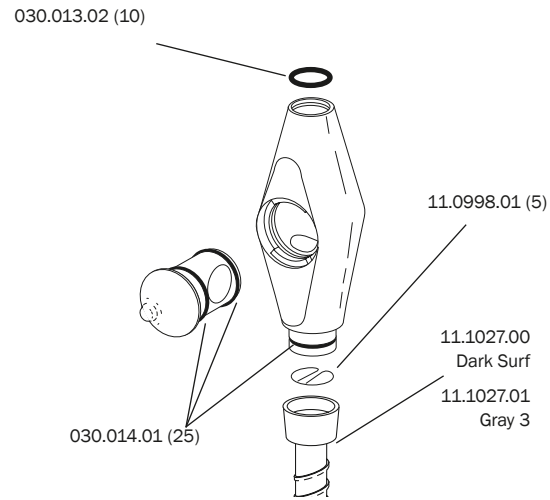
40.0145.00



HVE and SE Service Parts

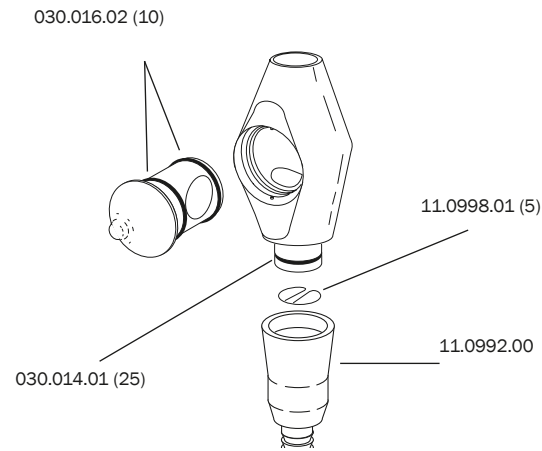
Easy-clean HVE Valve Non-autoclavable

Service parts only



European HVE for 15 mm Tip

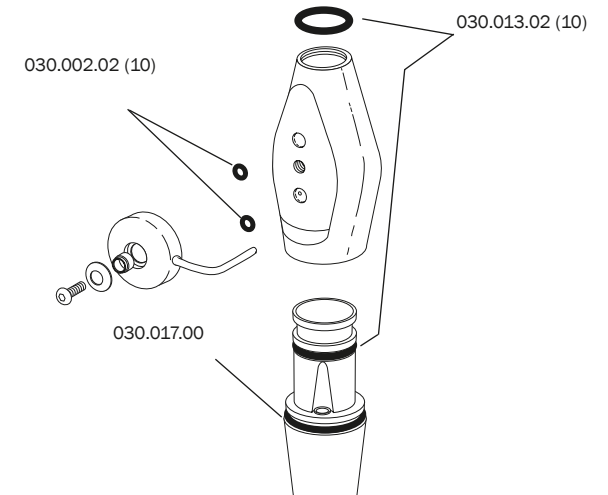
Service parts only



Performer AVS

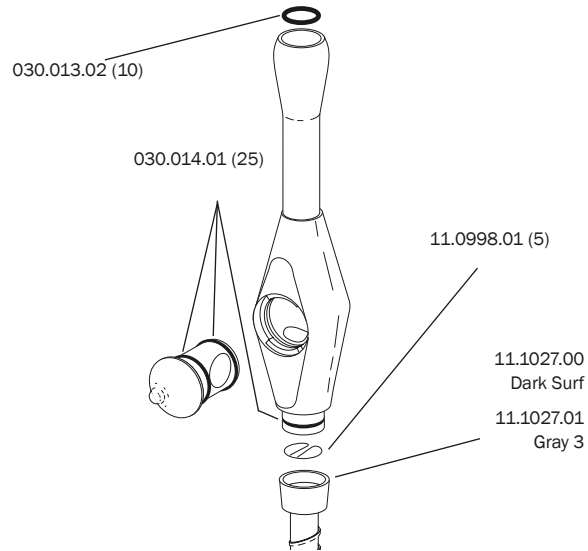
(Before October 1995)

Service parts only



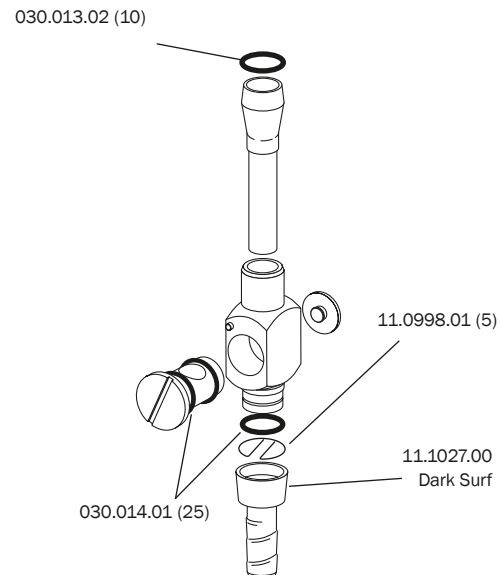
Easy-clean HVE Valve with Long Tip Holder Non-autoclavable

Service parts only



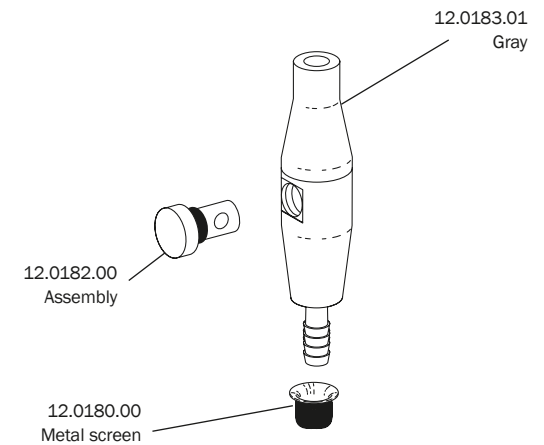
Rotary Valve HVE Non-autoclavable

Service parts only



Non-autoclavable Saliva Ejector Valve

Service parts only

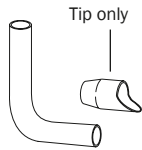


Aspirator Tips and Brushes

Autoclavable 90° High Volume Aspirator Tip

10.0014.01 Tip (5)

10.0015.00 Tip assembly

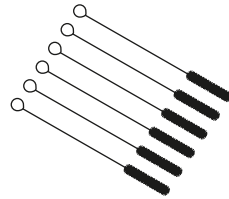


- Stainless steel
- $\frac{7}{16}$ " diameter OD

Surgical Tip Brushes

049.005.01 $\frac{1}{8}$ " (6)

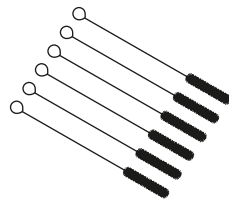
049.002.01 $\frac{3}{16}$ " (6)



Vacuum Valve Brushes

049.001.01 $\frac{1}{2}$ " (6)

049.004.01 $\frac{3}{4}$ " (6)

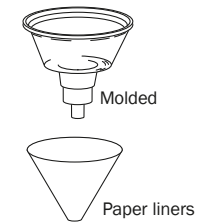


- Use $\frac{1}{2}$ " for AVS
- Use $\frac{3}{4}$ " for 15 mm European and standard

Oral Cups and Liners

11.0440.00 Molded

11.0490.02 Liners (1000)

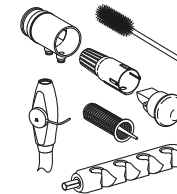


- Molded and metal oral cups require paper liners

Dual HVE Conversion Kit

11.1009.00 Cascade

90.1028.00 4631/4635 kit

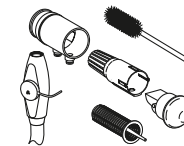


- Includes HVE and tubing assembly, cap, screen, tailpiece, holder bar, and vacuum connector

Performer HVE Conversion Kit

11.1147.00 Performer kit

(Includes one HVE)

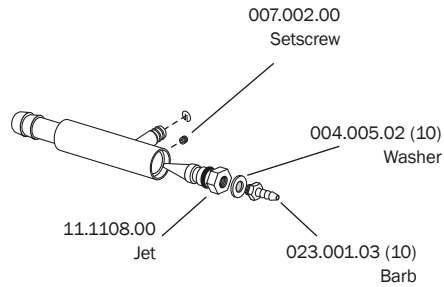


- Includes HVE and tubing assembly, cap, screen, tailpiece, and vacuum connector

Performer Saliva Ejectors and Tailpieces for HVE and SE

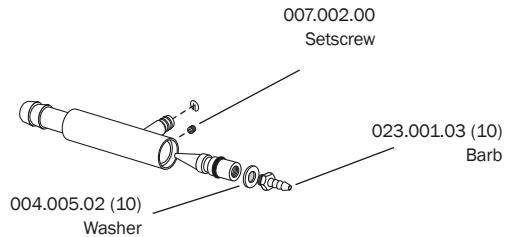
Performer Air Saliva Ejector

11.1105.00 (After July 1995)



Performer Air Saliva Ejector

Service Parts Only (Before July 1995)



Tailpieces for A-dec 500/300

DESCRIPTION	PART NUMBER SURF	PART NUMBER WHITE	PRICE
Standard (11 mm) HVE Valve with 1/2 inch Tubing			
Tailpiece for valve end	11.1027.00	11.1027.01	
Tailpiece for vacuum end	11.1300.01	11.1300.03	
Standard (11 mm) HVE Valve with 16 mm Tubing			
11 mm tailpiece for valve end	11.1272.00		
16 mm tailpiece for vacuum end	12.1121.00	11.1301.03	
Standard SE Valve with Standard Tubing			
Tailpiece for valve end	12.1229.01	12.1229.03	
Tailpiece for vacuum end	11.1303.01	11.1303.03	
Standard SE Valve with 10 mm Tubing (legacy tubing)			
Tailpiece for valve end	11.1283.01	11.1283.03	
Tailpiece for vacuum end	11.1302.01	11.1302.03	
Large Bore (15 mm) HVE Valve with 16 mm Tubing (legacy tubing)			
16 mm tailpiece for valve or vacuum end	12.1121.00	11.1301.03	

Tailpieces for Cascade/Performer

DESCRIPTION	PART NUMBER SURF	PART NUMBER WHITE	PRICE
Standard (11 mm) HVE Valve with 1/2 inch Tubing			
Tailpiece for valve end			
For standard HVE or long tip HVE	11.1027.00	11.1027.01	
For Performer HVE for AVS	11.1131.00		
Tailpiece for vacuum end			
For standard HVE or long tip HVE	11.1027.00	11.1027.01	
For Performer HVE for AVS	11.1125.00		
Standard SE Valve with Standard Tubing			
Tailpiece for valve end	12.1088.00		
Large Bore (15 mm) HVE Valve with 16 mm Tubing			
16 mm tailpiece for valve or vacuum end	12.1121.00	11.1301.03	

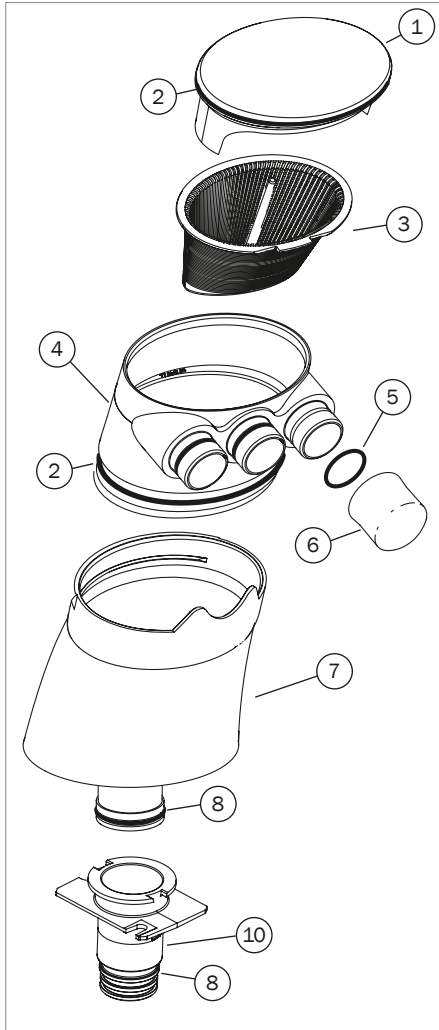
A-dec 500 and 300



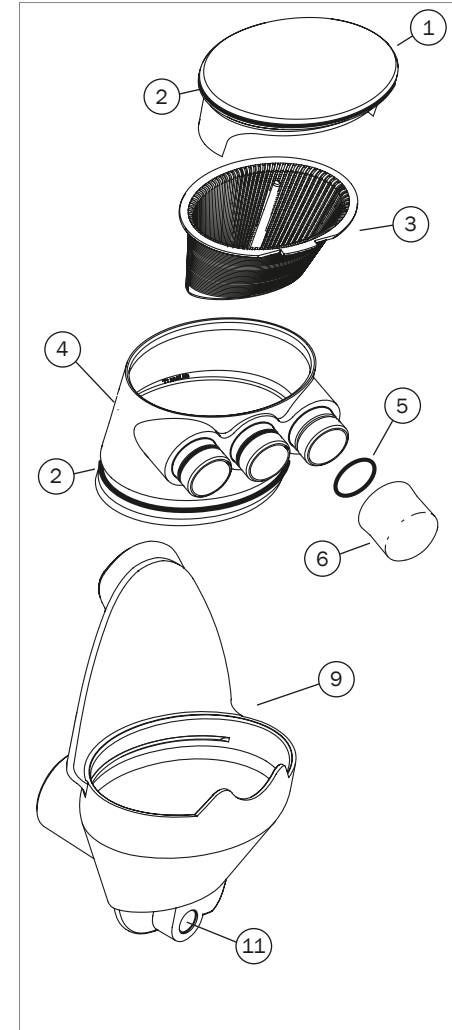
DESCRIPTION	PART NUMBER SURF	PART NUMBER WHITE	PRICE
551 vacuum tower assembly	90.1148.00	90.1148.01	




DESCRIPTION	PART NUMBER SURF	PART NUMBER WHITE	PRICE
12 o'clock vacuum canister assembly	90.1284.00	90.1284.01	



REF	DESCRIPTION	PART NUMBER SURF	PART NUMBER WHITE	PRICE
1	Vacuum tower cap Includes (1) o-ring	77.0254.01	77.0254.03	
2	O-ring (10)	030.035.02		
3	Screen, trap (10) Pinnacle P/N: 5512	11.1284.01		
4	Triple vacuum connector Includes (3) o-rings	77.0453.00	77.0453.01	
5	O-ring connector kit Includes (3) o-rings	90.1357.00		
6	15 mm vacuum cap Includes (1) o-ring	11.1280.01	11.1280.02	
7	551 vacuum tower base w/funnel Includes (1) red o-ring	77.0362.01	77.0362.03	
8	O-ring, red (10)	035.053.01		
9	12 o'clock vacuum canister base	77.1104.00	77.1104.01	
10	551 vacuum pipe Includes (1) red o-ring	77.0121.01	77.0121.03	
11	Screw	005.110.00		

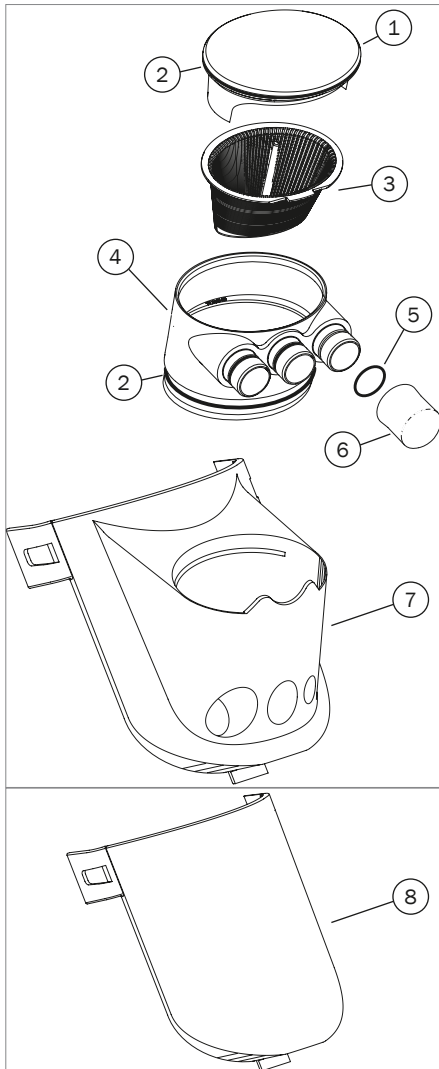



A-dec 300

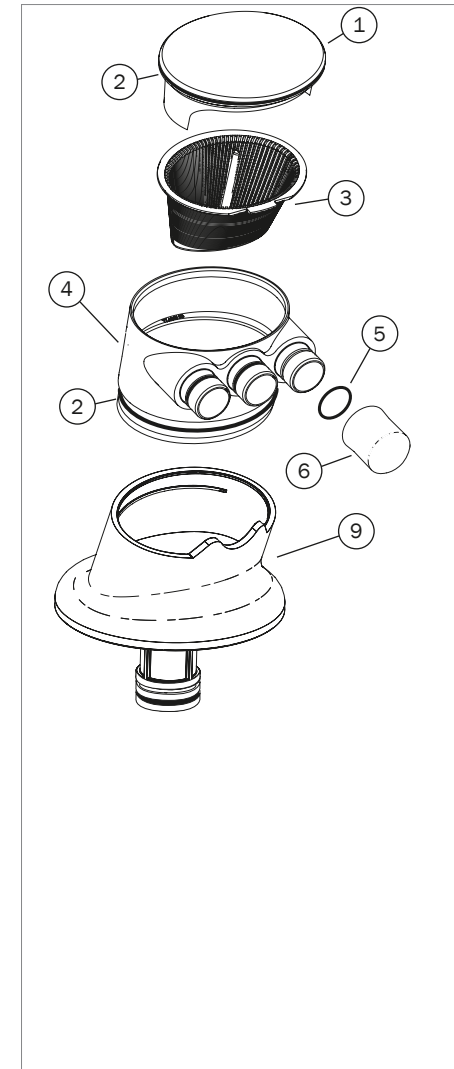


DESCRIPTION	PART NUMBER WHITE	PRICE
300 vacuum canister assembly	77.0941.01	

DESCRIPTION	PART NUMBER WHITE	PRICE
351 vacuum canister assembly	90.1280.00	



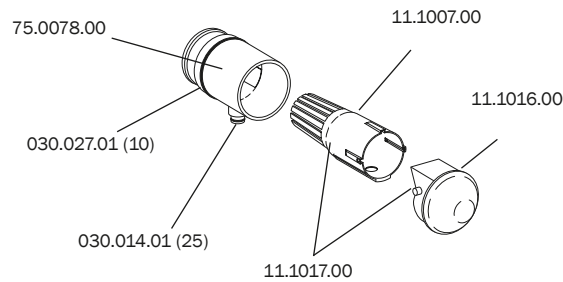
REF	DESCRIPTION	PART NUMBER SURF	PART NUMBER WHITE	PRICE
1	Vacuum tower cap, includes (1) o-ring	77.0254.01	77.0254.03	
2	O-ring (10)	030.035.02		
3	Screen, trap (10) Pinnacle P/N: 5512	11.1284.01		
4	Triple vacuum connector, includes (3) o-rings	77.0453.00	77.0453.01	
5	O-ring connector kit, includes (3) o-rings	90.1357.00		
6	15 mm vacuum cap, includes (1) o-ring	11.1280.01	11.1280.02	
7	300 vacuum canister base		77.0748.00	
8	300 vacuum canister blank cover		77.0724.00	
9	351 vacuum canister base, includes (1) o-ring		77.1047.00	



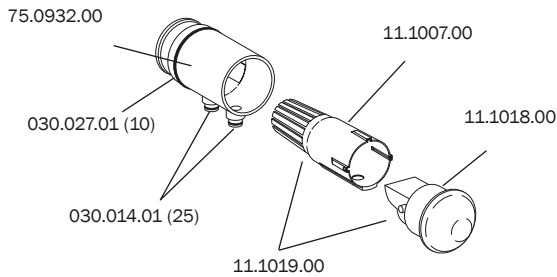
Solids Collectors

Cascade Solids Collector Single HVE

For standard or 15 mm HVE



Cascade Solids Collector Dual HVE

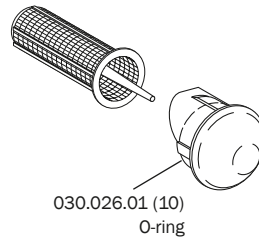


To change the A-dec dual HVE screen to a Pinnacle screen:

1. Remove the A-dec cap (11.1018.00)
Retain for later use
2. Remove the A-dec screen (11.1007.00)
3. Insert the Pinnacle screen
4. Re-insert the A-dec cap (11.1018.00)
removed in Step 1

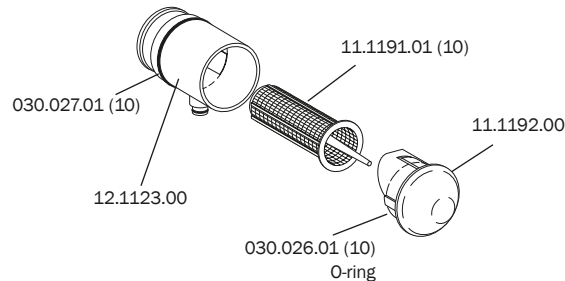
Pinnacle Screen Kit

11.1194.00 For single HVE



- Includes (3) screens and replacement cap 11.1192.00 for single HVE
- Pinnacle screens are available from Pinnacle; order #5500-1

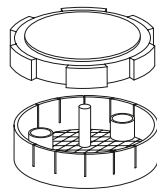
Cascade Solids Collector 15 mm HVE with Pinnacle Screen Kit



Central Vacuum Solids Collector

17.0666.00 Lid, black

17.0670.00 Screen, disposable

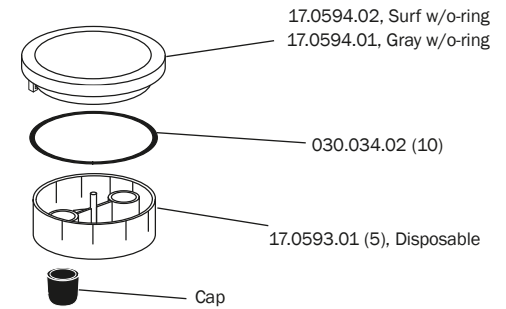


- Metal canister
- 2.30" diameter screen
- Threaded

Central Vacuum Solids Collector

17.0600.02 Canister assy

028.008.00 Plug/cap, 1/2" x 1/4"



Dürr Connectors

10 mm Female Tubing Connector

022.091.01



- Includes (1) 022.090.00 retainer clip

20 mm Female Tubing Connector

022.092.01



- Includes (1) 022.090.00 retainer clip

Male Y Connector

022.100.01



- Includes (3) red o-rings 035.053.01

15 mm Female Tubing Connector

022.101.01



- Includes (1) 022.090.00 retainer clip

25 mm Female Tubing Connector

022.094.01



- Includes (1) 022.090.00 retainer clip

Male to Female Tubing Connectors

022.098.01 45° elbow

022.099.01 90° elbow



- Includes (1) 022.090.00 retainer clip and (1) 035.053.01 red o-ring each

20 mm Male Tubing Connector

022.093.01



- Includes (1) red 035.053.01 o-ring

25 mm Male Tubing Connector

022.095.01



- Includes (1) red 035.053.01 o-ring

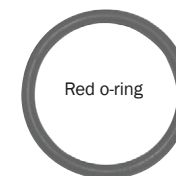
Dürr Retainer Clip and O-ring

022.090.00 Retainer clip

035.053.01 O-ring, red (10)

035.060.00 Pivot joint clip

022.119.00 Cuspidor drain tube clip



Vacuum and ICV

ICV Water Level Sensor

- 54.0047.00 Sensor, water level
- 54.0145.00 Sensor seal, water level



- Magnetic sensor used in three locations on the water tanks to monitor water levels

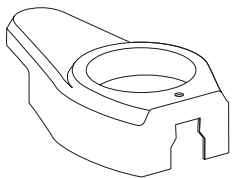
Steril-Vac Jar and Lid

- 14.0010.00 ½ gallon polypropylene jar
- 42.0572.00 1 pint glass jar
- 14.0012.00 Lid



Vacuum Canister Housing

- 12.0712.01



- Surf
- For Excellence

ICV Solenoid

- 041.660.00 Solenoid with o-ring
- 030.016.02 O-ring (10)

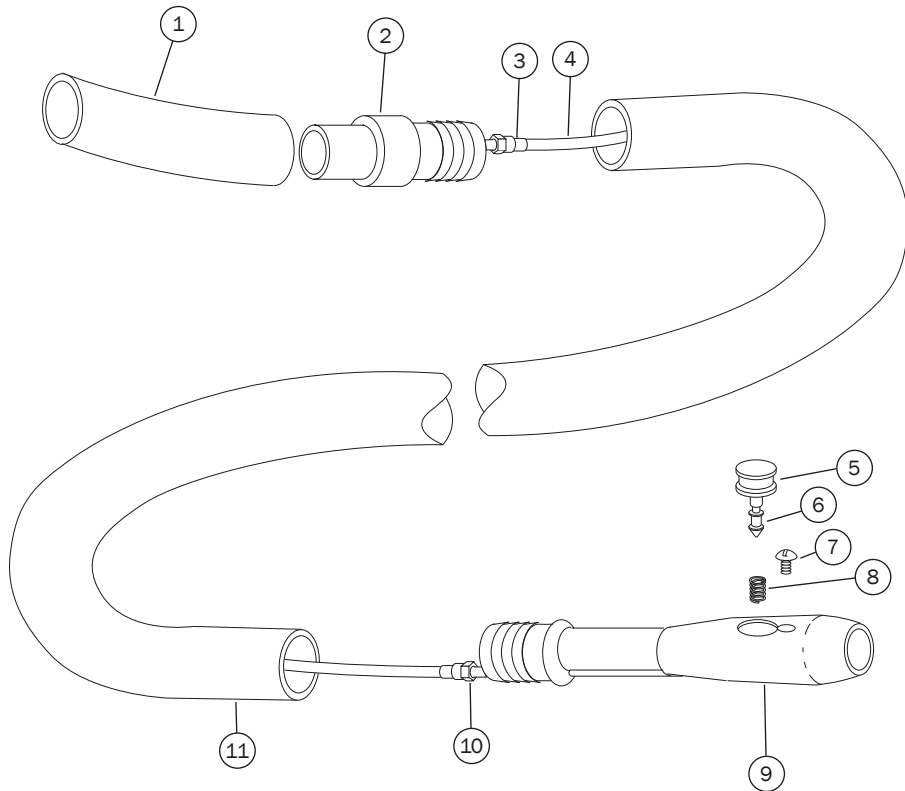


Floor Box Vacuum Connector Assembly

- 023.816.00 Male 5/8" to Dürr connector
- 023.829.01 Male 1/2" to vacuum connector



Air Vacuum System



REF	DESCRIPTION	PART NUMBER	PRICE
4	Tubing, poly .187 OD x .030 wall	024.136.00	
5	Button assembly, on-off, non-locking	10.0109.00	
6	O-ring, AS568-001, .029 ID x .040 W	030.001.02	
7	Screw, tr hd slot, 2-56 x 1/8 SST	001.002.01	
8	Spring, compression, .093 OD x .250	10.0440.00	
9	AVS handpiece assembly (includes 5-9)	10.0700.00	
10	Tubing adapter assembly	10.0752.00	
11	Tubing 5 feet	024.259.00	
5,6,8	Button kit, on-off, non-locking	10.0601.00	
3,4,10,11	Tubing retro kit, AVS, 5 feet, PA1	10.0645.00	
1-11	Handpiece assembly, with tubing for 7023	10.0716.00	

A-dec 500, 400, and 300

Solenoid, Cuspidor

041.660.00 Solenoid w/o-ring
030.016.02 O-ring (10)



A-dec 500 and 400 Bowl Rinse and Cup Fill Spouts

77.0042.01 Spout, bowl rinse, Surf
77.0042.04 Spout, bowl rinse, Gray 3
77.0043.01 Spout, cup fill, Surf
77.0043.04 Spout, cup fill, Gray 3



A-dec 500 Cuspidor and Post Trim Rings

77.0098.01 Cuspidor, White 2
77.0095.01 Post, White 2



Cuspidor



Post

Bowl Rinse/Cup Fill/Safety Stop Switch Assembly

43.0010.00 Switch assembly



- Operates the cuspidor bowl rinse and cup fill options


A-dec 400/500 Spout Gaskets

77.0044.01 Gray 3



A-dec 300/400/500 Cuspidor Printed Circuit Board Kit

90.1079.00



A-dec 300 Cuspidor Bowl

77.0730.01 Bowl with o-rings
030.224.01 O-ring (10)



A-dec 300/400/500 Cuspidor Bowl Screens

75.0035.03 Bowl screen, White 2 (5)
75.0035.01 Bowl screen, Surf (5)



A-dec 300 Bowl Rinse and Cup Fill Spouts and Cup Landing

77.1033.00 Spout, bowl rinse, with o-ring
77.1034.00 Spout, cupfill, with o-ring
90.1213.00 Cup landing



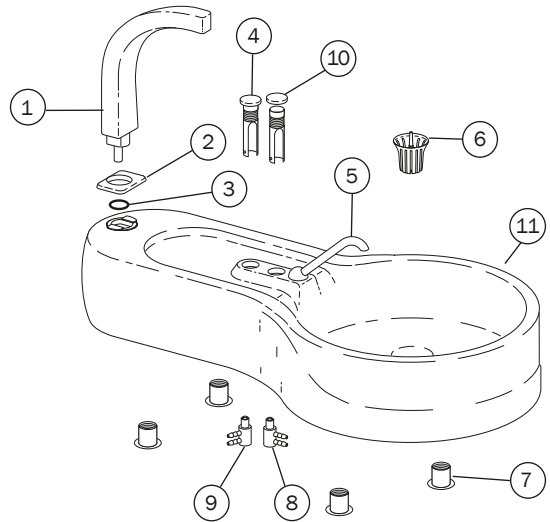
P-trap for A-dec 300 Gravity Drain

77.0923.00



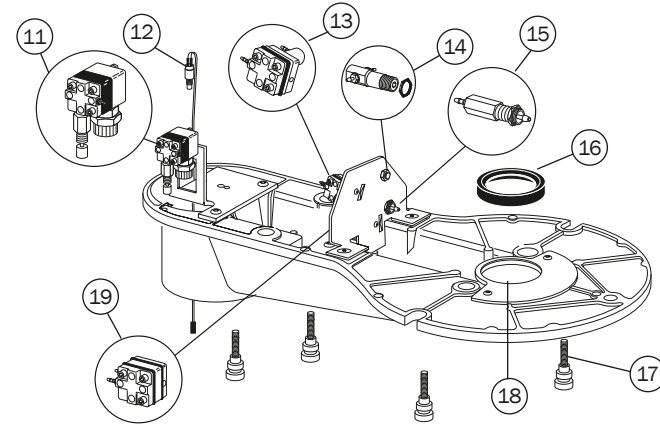
Cascade Vitreous China

Cascade Vitreous China Cuspidor Bowl



REF NUMBER	DESCRIPTION	PART NUMBER	PRICE
1	Contoured cup filler water spout	75.0039.00	
2	Spout gasket (5)	75.0145.01	
3	O-ring, .301 ID x .070 W (10)	030.011.02	
4	Valve assembly, cuspidor bowl rinse	12.1028.00	
5	Bowl rinse spout	12.1031.00	
6	Bowl screen (standard) (5)	75.0035.01	
7	Expansion mounting nut (4)	006.133.01	
8	2-way micro valve, bowl rinse	33.0134.00	
9	3-way micro valve, cup fill	33.0138.00	
10	Actuator cover	75.0091.00	
11	Cuspidor bowl	12.1035.00	

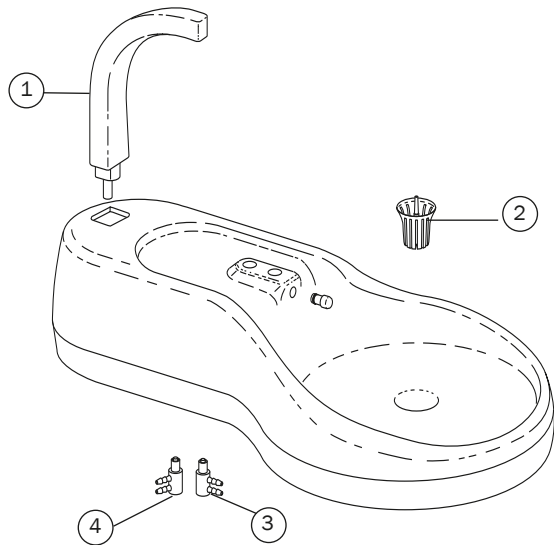
Cascade Vitreous China Cuspidor Base



REF NUMBER	DESCRIPTION	PART NUMBER	PRICE
11	Timed bowl rinse relay valve	12.0913.00	
12	Switch, cuspidor stop	12.0915.00	
13	3-way restricted diaphragm valve (replaces 33.0139.00)	33.0160.00	
14	Cuspidor cup timer stabilizer kit (replaces 12.0954.01 valve)	90.0456.00	
15	Pilot air mini valve	12.0953.00	
16	Drain seal	12.1024.00	
17	Mounting screw assembly (4)	12.1054.02	
18	Drain tube	12.1034.00	
19	Cup fill relay	12.0934.00	

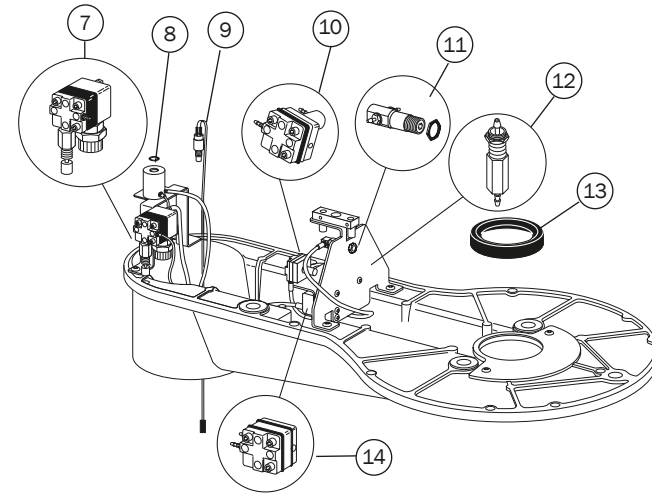
Cascade Phenolic

Cascade Phenolic Cuspidor Bowl



REF NUMBER	DESCRIPTION	PART NUMBER	PRICE
1	Contoured cup filler water spout	75.0039.00	
2	Bowl screen (standard) (5)	75.0035.01	
3	2-way micro valve, bowl rinse	33.0134.00	
4	3-way micro valve, cup fill	33.0138.00	

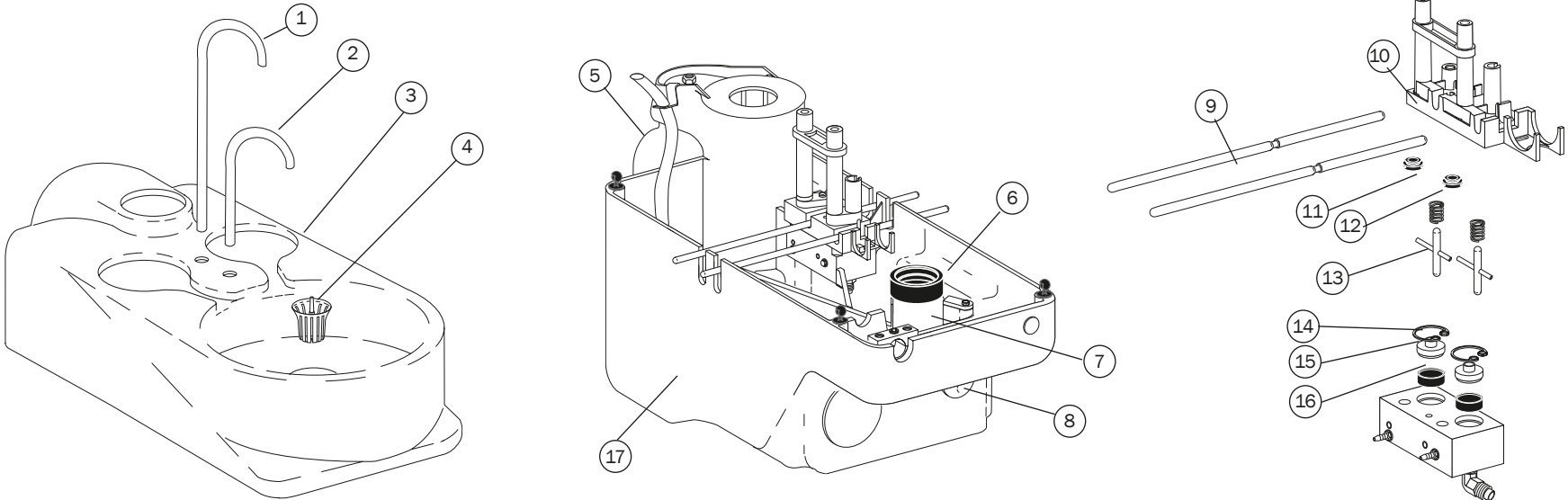
Cascade Phenolic Cuspidor Base



REF NUMBER	DESCRIPTION	PART NUMBER	PRICE
7	Timed bowl rinse relay valve	12.0913.00	
8	O-ring, .301 ID x .070 W (10)	030.011.02	
9	Switch, cuspidor stop	12.0915.00	
10	3-way restricted diaphragm valve	33.0160.00	
11	Cuspidor cup timer stabilizer kit	90.0456.00	
12	Pilot air mini valve	12.0953.00	
13	Drain seal	12.1024.00	
14	Cup fill relay	12.0934.00	

Performer

Performer Cuspidor Bowl




REF NUMBER	DESCRIPTION	PART NUMBER	PRICE
1	Cup fill spout	12.0985.00	
2	Bowl rinse spout	12.0986.00	
3	Cuspidor bowl assembly	76.2011.00	
4	Bowl screen (5)	75.0035.01	
5	750 ml water bottle, cap, and supply tube	14.0416.00	
6	Drain seal	12.0991.00	
7	Drain tube	12.0989.00	
8	Hole plug, 5/8"	018.086.00	
9	Fill/rinse tilt rod (2)	12.0977.01	
10	Water actuator housing	12.0987.00	
11	Water spout seal	12.0988.00	
12	Spring, .420 OD x .88	013.004.00	
13	Actuator	12.1013.00	
14	Retaining ring (10)	010.045.02	
15	Diaphragm retainer	12.0983.00	
16	Water manifold diaphragm (4)	12.0982.01	
17	Performer lower cuspidor housing	76.2020.02	

Components

Bowl Screen

75.0035.01 (5) Surf

75.0035.03 (5) White

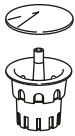


- For Cascade, Radius, Performer, A-dec 500, A-dec 400, A-dec 300, and A-dec 200 cuspidors.

Bowl Screen Assembly

42.0085.00 Assembly

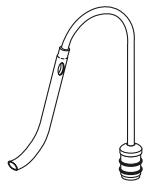
42.0090.00 Umbrella only



- Includes replacement umbrella and strainer
- Fits Decade 7283, Decade, Component 7280, Century II, and Excellence cuspidors

Bowl Rinse Spout


42.0008.00



- Spout with o-rings
- Fits Decade, Component 7280, and Century II post mounted cuspidors
- Includes (2) o-ring packages (030.011.02)

Cup Filler Tube Assembly

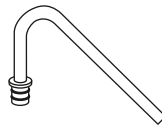
12.0783.00



- Fits Decade 7283 cuspidor
- Includes (2) o-ring packages (030.011.02)

Bowl Rinse Tube Assembly

12.0784.00

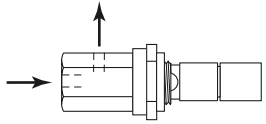


- Fits Decade 7283 cuspidor
- Includes (2) o-ring packages (030.011.02)

Components

2-Way Push Button Hex Valve

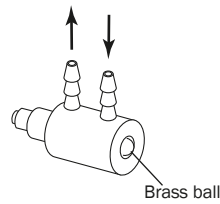
33.0108.02



- For Decade 7283 cuspidor cup fill and bowl rinse

2-Way Micro Valve

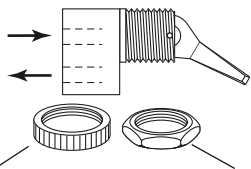
33.0134.00



- For Cascade bowl rinse and Excellence
- Brass ball

Toggle Valve

42.0683.04



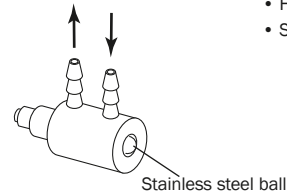
- For Decade and Century II
- Surf 4 plastic toggle

006.069.00

006.009.00

3-Way Micro Valve

33.0138.00



- For Cascade cup fill and Excellence
- Stainless steel ball

Long Stem Air Bleed Valve Assembly

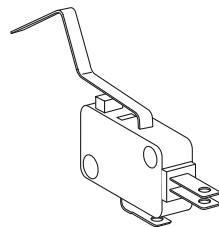
33.0025.01



- For Excellence cuspidor cup fill
- For Continental bracket and whip assembly

Limit Switch

044.184.01

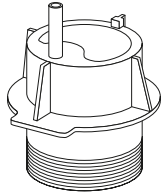


- For Decade 7283 cuspidor

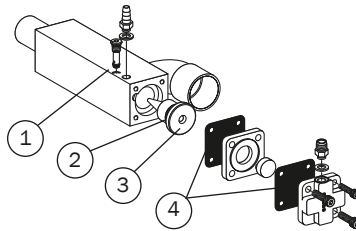
Components and Performer Air Vacuum Generator

Cascade Cuspidor Arm Pivot Hub

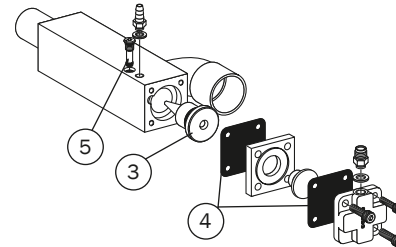
12.0931.00



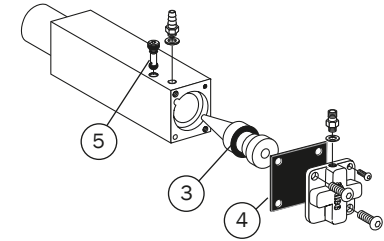
Performer Air Vacuum Generator (International Only)



11.1100.00 After 11/95



Between 8/95 to 11/95



Between 4/95 to 8/95

REF	DESCRIPTION	PART NUMBER	PRICE
	Performer air vacuum generator (after 11/95)	11.1100.00	
1	Air bleed cartridge w/o-ring	38.0517.00	
2	O-ring (10)	030.012.02	
3	Jet	11.1085.00	
4	Diaphragm (10)	22.0440.02	
5	Air bleed cartridge w/o-ring	38.0735.00	

A-dec LED Light Components

PROTECTIVE BARRIERS

A-dec recommends the Medicom SafeShield disposable protective barrier designed exclusively for the A-dec LED dental light to protect your investment. For distribution or sales information on Safe Shield (item #9565), please contact Medicom via e-mail at sales@medicom.ca or customer service at 1.800.361.2862 or 514.636.6262.

LED Light Upgrade


28.1925.00 Surf
28.1924.00 Gray



- Upgrade for existing A-dec halogen lights
- Compatible with most A-dec lights after 1993
- See note below regarding protective barriers


LED Mode Button

28.1862.00 Cover only
90.1348.00 Button kit



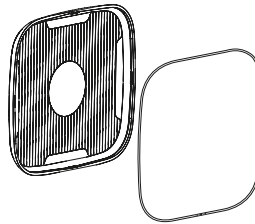
LED Circuit Boards

90.1345.00 Indicator board plus cable
90.1346.00 Driver board



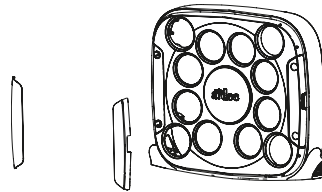
Light Shield and Gasket Kit

90.1343.00



570L LED Front Housing

90.1390.00




LED Pivot Shaft Assembly

90.1341.00



Light Handle Kit

90.1342.00 Surf
90.1342.01 Gray



LED Neck Pivot Assembly

90.1349.00



LED Light Label Kit

90.1513.00 (2)

- Label replacement required when handles are tightened or replaced

CABLE ASSEMBLIES	LIGHT LOCATION	PART NUMBER	PRICE
LED DCS dental light cable 56"	Track mounted light	90.1322.00	
LED DCS dental light cable 82"	Ceiling mounted light	90.1322.01	
LED DCS dental light cable 88"	Simulator mounted and post/ceiling mount light	90.1322.02	
LED DCS dental light cable 136"	Wall/dental furniture mounted light	90.1322.03	
LED DCS dental light cable 220"	Chair mounted light	90.1322.04	

A-dec 300 Halogen Light Components

Light Bulb

041.709.00 Halogen bulb 95W, 17V



- For A-dec 571, 371, 6300, and pre-Cascade dental lights
- Halogen bulb 95 W, 17V

Bulb Cap

28.1635.00 Bulb cap



Light Shield

28.2031.00 Shield



A-dec 371 Light Vertical Adjustment Kit

90.1220.00



A-dec 300 Light Post Cover Plugs

75.0150.00 Hole plug

75.2251.00 Slotted plug for monitor cables

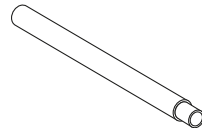


Light post mount cover plug

- For A-dec 300 intermediate light post

A-dec 300 Intermediate Light Post

28.1624.00 Intermediate post



Trim Ring, A-dec 300 Light Post

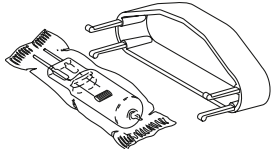
77.0876.00 Trim ring



A-dec 500 Halogen, A-dec 200, Cascade, 6300, and Performer

Cascade and 571 Dental Light Bulb

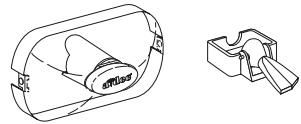
- 75.0084.00 Holder Surf 4
- 75.0084.01 Holder White 2
- 28.1004.00 Bulb and holder Surf 4
- 28.1004.01 Bulb and holder White 2
- 041.709.00 Bulb only



- For Cascade and A-dec 571 dental lights
- Includes holder and halogen bulb 95W, 17V

Cascade Light Shield and Bracket Assembly

- 28.0503.01 Shield only
- 28.0503.02 Shield and nosepiece
- 28.1012.00 Shield bracket assy (2), Surf 4
Includes screws
- 28.1012.01 Shield bracket assy (2), White 2
Includes screws



- For A-dec 571 and Cascade lights

Pivot Stops

- 28.0679.01 (5)
For all lights after October 1987
- 28.0545.01 (5)
For all pre-Cascade unit- and post-mount lights
- 90.1044.00 Flexarm stop kit



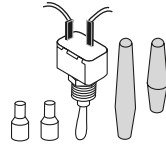
28.0679.01



28.0545.01

Pre-Cascade, Cascade, and Performer On/Off Switch Kit

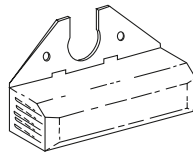
- 90.1039.00 Kit
- 28.0813.01 Long handle only, Surf 4
- 28.0813.02 Long handle only, Gray 3
- 28.1188.00 Short handle only



- Includes: toggle switch, (2) closed-end terminals and (2) on/off switch handles

Pre-Cascade Dental Light Bulb

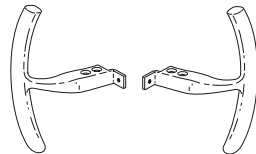
- 28.0682.00 Holder only
- 28.0704.00 Bulb and holder



- For pre-Cascade dental light
- Includes holder and halogen bulb 95W, 17V

Light Handle Kit

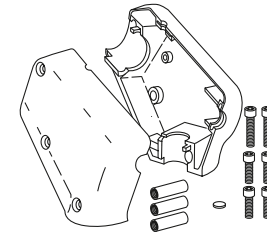
- 90.0367.01 Handle kit, Surf 4
- 90.0367.02 Handle kit, White 2



- Includes Loctite® and necessary hardware
- Includes both right and left handles

Light Switch Housing Replacement Kit

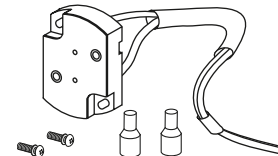
- 28.1464.01 Surf 4
- 28.1464.04 White 2



- Includes right housing, left housing, standoffs (28.1467.00), screws (002.135.00), and pivot stop (28.0679.01)

571, Pre-Cascade and Cascade Lamp Socket Kit

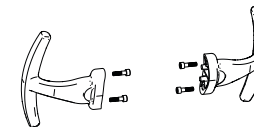
- 90.0463.01



- To replace lamp socket for 571, pre-Cascade and Cascade lights
- Includes lamp socket and wire assembly, and necessary hardware

A-dec 200 Light Handle Kit

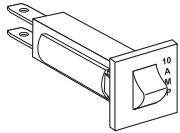
- 90.1553.00



Light Components

Circuit Breaker Kit Pre-Cascade and Cascade

28.0758.00



- Use to replace a 10A circuit breaker
- Includes circuit breaker, wire assemblies, and necessary hardware

Intensity Switch

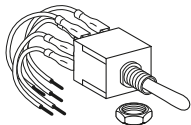
43.0054.00



- For 6300 wall-, track-, Preference-, and ceiling-mount dental lights after serial number D415121 (2004)
- A-dec 571 light

Cascade and Pre-Cascade Intensity Switch

90.1043.00

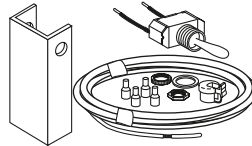


- 6A, 24V
- For 6300 wall-, track-, Preference-, and ceiling-mount dental lights before serial number D415121
- For all Radius and Cascade lights

Pre-Cascade Dental Light Switch Service Kit

90.0372.00 Kit

28.0811.02 Cover only



- For all pre-Cascade lights except Performer
- Includes toggle switch, wire assembly, on/off switch cover (Surf), and necessary hardware

A-dec 6300 Light Yoke Plug

90.1557.00 (2), Surf 4


90.1558.00 (2), White 2



- For A-dec 571 and 6300 lights

Transformer

28.1588.00

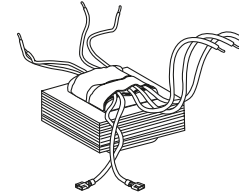


- For all 6300 dental lights after serial number D415121 (2004)

Transformer

90.1040.00 Post, ceiling, and track mount

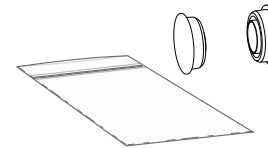
90.1041.00 Dental furniture and wall mount



- For Cascade post, track, ceiling, furniture, and wall mounted lights before serial number D415121
- Pre-Cascade other than post-mount
- Replaces 28.0720.00
- 120V or 240V

A-dec 200 Light Yoke Plug Kit

90.1684.00



A-dec 500 Light Post Trim Ring

77.0095.01 White 2



6300 Components, Cables, and Light Posts

Cascade Light Cable Kit

90.1053.00 6300 light cable



- Replaces flexarm cable for all 6300 lights, prior to April 1, 2004
- Includes cable lube
- 137" long, cut desired length
- For Radius or Cascade lights

Dental Light Circuit Board

28.1577.00 Kit



- For 6300 wall-, track-, Preference-, and ceiling-mount dental lights after serial number D415121 (2004)
- Includes bracket and standoffs

Pre-Cascade 6300 Light Cable

28.0814.00

Lubriplate

048.107.00



- Use on light hub
- 3/8 ounce tube

Track Cap

028.008.00



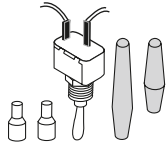
CABLE ASSEMBLIES FOR HALOGEN LIGHTS After April 1, 2004	PART NUMBER	PRICE
Track light flexarm DCS cable assembly, 50"	28.1584.00	
Wall and dental furniture mounted DCS cable assembly, 129"	28.1585.00	
Post mounted cable assembly, 68"	28.1586.00	
Ceiling mounted DCS cable assembly, 77"	28.1587.00	
571/572 on A-dec 500 chair DCS cable assembly, 220"	28.1838.00	
Track light track and trolley cable assembly	28.1604.00	

LIGHT POSTS		PART NUMBER WHITE	PART NUMBER SURF	PRICE
	For Performer: 24.5" (622 mm) H For installation on cuspidor or assistant's instrumentation: includes post, adapter, trim ring, and power cord	28.1262.01	28.1262.00	
	For Pre-Cascade chairs: 2" (51 mm) OD x 40" (1,016 mm) H For use with chair-mount to mount A-dec post-mount lights to pre-Cascade chairs	28.1976.00	-	
	For Cascade post box (extension kit): 2" (51 mm) OD x 32" (813 mm) H For post-mount light to Cascade post box: includes power cord, post, and hardware	-	28.1143.00	
	For Cascade post box (extension kit): 2" (51 mm) OD x 32" (813 mm) H For post-mount light to Cascade post box: includes power cord, post, and hardware	28.1030.01	28.1030.00	
	For A-dec 361 support center: 2" (51 mm) OD x 32" (813 mm) H For installation on A-dec 361 support center	99.1136.00	-	

Performer Light Components

Toggle Switch Kit

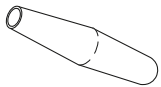
90.1039.00



- 125V, SPST 20A
- Use small Surf toggle for Performer

Performer On/Off Switch Handle

28.1188.00



Washers for Performer

016.053.00 Thrust .250 ID



Thrust .250 ID

Bearing, Compression Bolt, and Compression Spring

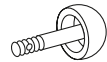
016.054.00 Bearing

28.1172.00 Bolt

013.100.00 Spring



Bearing, thrust
.250 ID



Compression bolt



Compression spring
.480 OD x .500 LG

Performer Light Intensity Switch Kit

90.1045.00 Kit

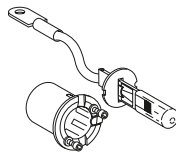


- Includes switch and cable assembly

Performer Halogen Bulb, Socket, and Insulator Assembly

041.513.00 Bulb only

28.1289.00 Assembly



- Halogen bulb 55W, 12V
- Assembly includes bulb, socket, and insulator
- Bulb available from your local automotive supplier, type H3

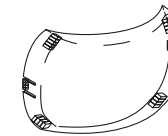
Performer Bulb Cap

28.1213.00



Performer Light Shield

28.1166.00



Performer Light Cable Kit

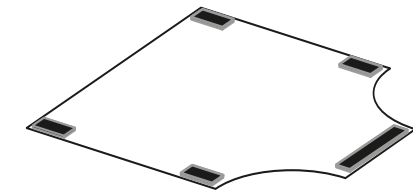
90.1054.00 Cable kit



- Includes cable lube
- Replaces cable from light through flexarm to postbox

Toeboard Covers

TOEBOARD COVERS BY MODEL	PART NUMBER	PRICE
A-dec 511 (Version B)		
511 (version B), F02 formed	62.1065.00	
511 (version B), S02 sewn	62.1063.00	
A-dec 511 (Version A)		
511 (version A), F01 formed	62.0156.00	
511 (version A), S01 sewn	62.0184.00	
A-dec 411		
411, formed	62.0848.00	
411, sewn	62.0847.00	
A-dec 311B		
311B, formed	62.0848.00	
311B, sewn	62.0963.00	
A-dec 311A		
311A, formed	62.0676.00	
311A, sewn	62.0685.00	
Cascade		
1040, formed	61.1679.00	
1040, sewn	61.2619.00	
Decade		
1011/1021/1221, formed or sewn	61.1679.00	
Performer		
I and II	61.1679.00	
III	61.2619.00	



Upholstery Replacement

Please have chair serial number information available for replacement upholstery.

For replacement custom or special sewn upholstery for A-dec chairs, contact customer service at 1.800.547.1883. UPS shipping available.

View the latest information on upholstery, laminate, and solid surface colors by visiting A-dec's virtual operatory color tool Inspire Me on a-dec.com. You will find color previews and part numbers for sewn and formed upholstery as well as laminates, solid surface, and quartz offerings. Experiment with creating a room with various colors of upholstery, cabinetry, and countertops. Once you have finished exploring, you can even order color samples.

Sewn





- | | | |
|--|----------------------------------|---------------------------------------|
| <input type="checkbox"/> Apricot | <input type="checkbox"/> Ebony | <input type="checkbox"/> Red |
| <input type="checkbox"/> Arctic | <input type="checkbox"/> Fuchsia | <input type="checkbox"/> Riviera |
| <input type="checkbox"/> Campfire | <input type="checkbox"/> Granite | <input type="checkbox"/> Sable |
| <input type="checkbox"/> Cave | <input type="checkbox"/> Lapis | <input type="checkbox"/> Sassy |
| <input type="checkbox"/> Chamois | <input type="checkbox"/> Pacific | <input type="checkbox"/> Silver Pearl |
| <input type="checkbox"/> Charcoal | <input type="checkbox"/> Papyrus | <input type="checkbox"/> Sky |
| <input type="checkbox"/> Curry | <input type="checkbox"/> Parrot | <input type="checkbox"/> Sorbet |
| <input type="checkbox"/> Cyan | <input type="checkbox"/> Pecan | <input type="checkbox"/> Timberwolf |
| <input type="checkbox"/> Diplomat Blue | <input type="checkbox"/> Plum | <input type="checkbox"/> Vintage |

Formed

- | | | |
|------------------------------------|-------------------------------------|-----------------------------------|
| <input type="checkbox"/> Amethyst | <input type="checkbox"/> Indigo | <input type="checkbox"/> Sky Blue |
| <input type="checkbox"/> Black | <input type="checkbox"/> Lemongrass | <input type="checkbox"/> Tawny |
| <input type="checkbox"/> Driftwood | <input type="checkbox"/> Paprika | |
| <input type="checkbox"/> Hazelnut | <input type="checkbox"/> Sapphire | |

Replacement Upholstery Sets:

Sets include headrest cushion, back, seat, toeboard cover and armrest where applicable.

PRODUCT DESCRIPTION	CONFIGURED PART NUMBER	PRICE
A-dec 511		
<input type="checkbox"/> White	VC0009.0002	
<input type="checkbox"/> Surf (Only available in S01 or F01)	VC0009.0001	
<input type="checkbox"/> Sewn	VC0463.0011	
  <input type="checkbox"/> Sewn S01 upholstery <input type="checkbox"/> Sewn S02 upholstery		
<input type="checkbox"/> Formed	VC0463.0010	
  <input type="checkbox"/> Formed F01 upholstery <input type="checkbox"/> Formed F02 upholstery		
A-dec 411		
<input type="checkbox"/> Sewn	VC0463.0007	
<input type="checkbox"/> Formed	VC0463.0200	
<input type="checkbox"/> For knob-style headrest	VC0035.0002	
<input type="checkbox"/> For lever-style headrest	VC0035.0001	

PRODUCT DESCRIPTION	CONFIGURED PART NUMBER	PRICE
A-dec 311 (Version B)		
<input type="checkbox"/> Sewn (Includes dual-articulating headrest cushion)	VC0463.0167	
<input type="checkbox"/> Formed (Includes dual-articulating headrest cushion)	VC0463.0166	
A-dec 311 (Version A)		
<input type="checkbox"/> Sewn	VC0463.0205	
<input type="checkbox"/> Formed	VC0463.0198	
<input type="checkbox"/> For dual-articulating headrest	VC0035.0004	
<input type="checkbox"/> For adjustable neck support (Not allowed on 311A sewn)	VC0035.0005	
Performer III / 8000B		
<input type="checkbox"/> Formed	VC0075.0014	
<input type="checkbox"/> Narrow back	VC0013.0002	
<input type="checkbox"/> Contoured back	VC0013.0001	
Cascade/Decade/Decade Plus		
<input type="checkbox"/> Cascade 1040 sewn	VC0463.0024	
<input type="checkbox"/> Cascade 1040 formed	VC0463.0192	
<input type="checkbox"/> Decade 1021/1011 formed	VC0463.0189	
<input type="checkbox"/> Decade Plus 1221 sewn	VC0463.0027	
<input type="checkbox"/> Decade Plus 1221 formed	VC0463.0195	
A-dec 200		
<input type="checkbox"/> Formed	—	

Upholstery Replacement

UPHOLSTERY COLOR CHOICES

Formed

- | | | |
|------------------------------------|-------------------------------------|-----------------------------------|
| <input type="checkbox"/> Amethyst | <input type="checkbox"/> Indigo | <input type="checkbox"/> Sky Blue |
| <input type="checkbox"/> Black | <input type="checkbox"/> Lemongrass | <input type="checkbox"/> Tawny |
| <input type="checkbox"/> Driftwood | <input type="checkbox"/> Paprika | |
| <input type="checkbox"/> Hazelnut | <input type="checkbox"/> Sapphire | |

Sewn

- | | | |
|--|----------------------------------|---------------------------------------|
| <input type="checkbox"/> Apricot | <input type="checkbox"/> Ebony | <input type="checkbox"/> Red |
| <input type="checkbox"/> Arctic | <input type="checkbox"/> Fuchsia | <input type="checkbox"/> Riviera |
| <input type="checkbox"/> Campfire | <input type="checkbox"/> Granite | <input type="checkbox"/> Sable |
| <input type="checkbox"/> Cave | <input type="checkbox"/> Lapis | <input type="checkbox"/> Sassy |
| <input type="checkbox"/> Chamois | <input type="checkbox"/> Pacific | <input type="checkbox"/> Silver Pearl |
| <input type="checkbox"/> Charcoal | <input type="checkbox"/> Papyrus | <input type="checkbox"/> Sky |
| <input type="checkbox"/> Curry | <input type="checkbox"/> Parrot | <input type="checkbox"/> Sorbet |
| <input type="checkbox"/> Cyan | <input type="checkbox"/> Pecan | <input type="checkbox"/> Timberwolf |
| <input type="checkbox"/> Diplomat Blue | <input type="checkbox"/> Plum | <input type="checkbox"/> Vintage |

PRODUCT DESCRIPTION	CONFIGURED PART NUMBER	PRICE
Doctor's Stools		
<input type="checkbox"/> 521 doctor's upholstery set, sewn	VC0463.0225	
<input type="checkbox"/> 521 seat upholstery, sewn	VC0463.0219	
<input type="checkbox"/> 521 back upholstery, sewn	VC0463.0211	
<input type="checkbox"/> 421 doctor's upholstery set, sewn (Previously 1601 Contoured)	VC0463.0227	
<input type="checkbox"/> 421 doctor's upholstery set, formed (Previously 1601 Contoured)	VC0463.0227	
Assistant's Stools		
<input type="checkbox"/> 522 assistant's seat upholstery, sewn	VC0463.0220	
<input type="checkbox"/> 522 assistant's back upholstery, sewn	VC0463.0212	
<input type="checkbox"/> 422 assistant's upholstery set, sewn (Previously 1622 Contoured round)	VC0463.0230	
<input type="checkbox"/> 422 assistant's upholstery set, formed (Previously 1622 Contoured round)	VC0463.0230	

NOTE: For A-dec 200 stool upholstery replacement please contact Customer Service

PRODUCT DESCRIPTION	ITEM PART NUMBER	PRICE
Headrest Mechanisms		
<input type="checkbox"/> Lever-style (White)	90.1091.01	
<input type="checkbox"/> Lever-style (Surf)	90.1091.00	
<input type="checkbox"/> Knob-style 311B/411	62.0853.00	
<input type="checkbox"/> Knob-style 311A	62.0631.01	

PRODUCT DESCRIPTION	ITEM PART NUMBER	PRICE
Armrest Kits		
<input type="checkbox"/> 511 (version B)	90.1686.00	

PRODUCT DESCRIPTION	ITEM PART NUMBER	PRICE
Seat Armature parts		
<input type="checkbox"/> 511 seat armature lock kit	90.1105.00	
<input type="checkbox"/> 511 seat armature clip set (After April 2019)	90.1746.00	

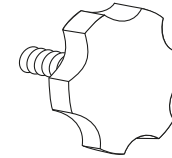
Upholstery Screws, Headrest Knobs, and Glide Bars

DECADE AND CASCADE UPHOLSTERY SCREWS BY MODEL	PART NUMBER	PRICE
Decade		
Armrest (requires 3)	005.123.01	
Seat (requires 4)	61.2606.00	
Headrest	001.157.00	
Cascade		
Armrest	001.184.00	
Seat (requires 4)	61.2606.00	
Headrest	001.157.00	

Headrest Locking Knob

61.1232.01 Surf 4

61.1232.02 Gray 3

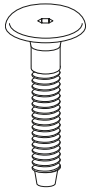


- For Cascade, Decade, and Performer III double-articulating headrest (61.2265.00)
- For Decade single-articulating headrest (61.1227.00 and 61.1548.00)

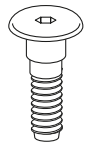
Performer Upholstery Kits and Screws

005.155.00 Seat, each

61.2767.00 Backrest, each



- For mounting seat upholstery to frame
- Requires 4



- For mounting narrow or contoured backrest upholstery to frame
- Requires 4

A-dec 311/411 Double Articulating Headrest Knob Kit

90.1221.00



- Includes necessary hardware

A-dec 511/411/311 Glide Bar Bracket Kit

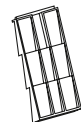
99.0719.00



- Includes necessary hardware
- With backrest locking feature

Sliding Wedge for Glide Bar Tension

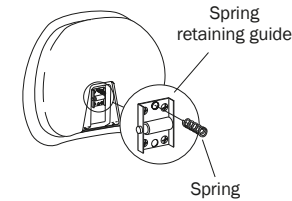
61.1569.00



- Wear pad wedge for Cascade 1040
Decade 1221,1021, 1020
Decade 1015/1010
Performer III

Stool Back Hinge Body and Spring Kit

90.1575.00



Chair Cylinders

Lift Cylinders



Cascade, Decade and Performer III chairs



Priority chairs (S/N M2.0196 to end)




A-dec 511 chair

LIFT CYLINDERS MODEL	PART NUMBER	PRICE
Cascade, Decade, and Performer III chairs	61.1287.00	
Priority chairs (S/N M2.0196 to end)	61.0850.00	
A-dec 511 cylinder kit, White	90.1083.01	

Tilt Cylinders



Cascade chairs



Performer III



Decade chairs



Priority chairs (S/N A4-0300 to end)



A-dec 511 chair

TILT CYLINDERS MODEL	PART NUMBER	PRICE
Cascade chairs	61.2050.00	
Performer III	61.2050.01	
Decade chairs	61.1267.00	
Priority chairs (S/N A4-0300 to end)	61.0860.00	
A-dec 511 chair kit, White	90.1085.01	

Performer I, II Lift Actuators

Lift actuator



LIFT ACTUATOR MODEL	PART NUMBER	PRICE
115V	61.2469.00	

A-dec Manufactured Cylinders

From the raw materials to the finished assembly, A-dec manufactures hydraulic chair cylinders completely in-house.

Once machined, the components are assembled in a special room to keep debris from entering the cylinder. Then we cycle test each cylinder using ultrasonics to verify the integrity of the internal seals and perform a high pressure test up to 1500 psi. To make certain it performs flawlessly in the chair, A-dec tests each cylinder through more cycles during final chair assembly.

A-dec warrants its chair cylinders, both lift and tilt, for 10 years from the date of purchase of the chair or the cylinder.

Chair Solenoids and Hydraulic Oil

A-dec 300 and 400 Chair Solenoid Assembly

90.1225.00 Solenoid



- 21.6 VDC

A-dec 511 Chair Hydraulic Solenoid Kits

90.1070.00 Black wires, 100-120V

90.1071.00 Red wires, 220-240V



Priority Chair Solenoids

60.0601.00 White, 24 VDC



- 24 VDC
- O-ring packages:
For two-piece block (035.041.02)
For one-piece block (030.015.02)

Cascade, Decade, Performer III, 8000B and Positioner Chair Solenoids

61.1336.00 Black wires, 120V

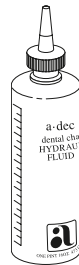
61.1337.00 Red wires, 240V



- O-ring packages:
For two-piece block (035.041.02)
For one-piece block (030.015.02)

Hydraulic Oil

61.0197.00

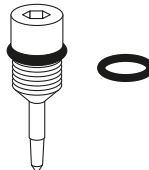


- Hydraulic oil to add to all A-dec hydraulic chairs
- Includes noise eliminating additive
- 1 pint (16 ounces)

Flow Adjustment Screw

61.0460.00 Screw with o-ring

030.004.02 O-ring (10)



- For hydraulic manifold on all chairs
- Flow adjustment screw with o-ring

Truss Head Slot Screw Button Head Socket Screw

001.002.01 Truss (5)

002.118.02 Button (5)



Truss



Button

- Use on all two piece hydraulic manifolds to retain flow adjustment screws
- #2-56 x 1/8
- Use on all one piece hydraulic manifolds to retain flow adjustment screws
- 4-40 x 3/16

Power Supplies, Circuit Boards, and Capacitors

Printed Circuit Board Kits	PART NUMBER	PRICE
A-dec 500		
Chair	90.1072.00	
Control head	90.1076.00	
Cuspidor	90.1079.00	
Dental light	28.1577.00	
A-dec 400		
Chair	90.1177.00	
A-dec 300		
Chair	90.1177.00	
Quad volt intraoral light source	90.1168.00	
Cuspidor	90.1079.00	
Cascade, Decade, and Performer II, III		
Chair	90.1029.02	

Replacement Capacitors	PART NUMBER	PRICE
A-dec 311 and 411 Capacitor Kits		
Replacement Kit, 100V	90.1198.00	
Replacement Kit, 110-120V	90.1199.00	
Replacement Kit, 220-240V	90.1200.00	
A-dec 511 Capacitor		
60 UF Capacitor, 200V	041.642.00	
50 UF Capacitor, 220V	041.643.00	
15 UF Capacitor, 420V	041.644.00	

Capacitors for Cascade, Decade, Positioner, Priority, Performer I, II, and III, 8000B Chairs



DESCRIPTION	PART NUMBER	PRICE
50 UF capacitor with boot For 100V, and 115V chairs, plus 240V chairs built before Feb. 13, 2001	90.1631.00	
15 UF capacitor with boot For A-dec 200, Performer, Cascade, and Decade chairs	90.1615.00	

Remote Master Toggle to Power Supply Kit

90.1129.00



- Includes 25' (7.62 m) of tubing, QD and Tee connectors
- For connecting master toggle to the chair power supply

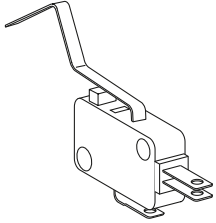
Chair Power Supplies	PART NUMBER	PRICE
A-dec 511 Chair		
300W, 100V	90.1073.00	
300W, 110-120V	90.1074.00	
300W, 220-240V	90.1075.00	
A-dec 300, 400 Chair		
300W, 110-120V	90.1179.00	
300W, 220-240V	90.1180.00	

Motor Assemblies	PART NUMBER	PRICE
A-dec 200, Cascade 1040, Decade 1021/1221, and Performer		
110-120V	90.1649.00	
220-240V	90.1650.00	

Chair Limit Switches and Position Sensor

Limit Switch

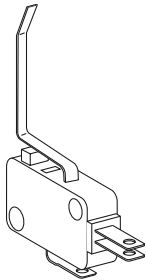
044.184.01



- Base up function for:
Cascade 1040
Decade 1020/1021
Decade 1010/1011
Positioner 1030
Priority 1005
Performer III
- Back up function for:
Positioner 1030
Priority 1005
- Chair stop function for:
Decade 1020/1021
Positioner 1030
Priority 1005

Limit Switch

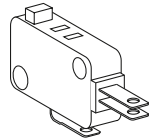
61.2065.00



- Back up function for:
Cascade 1040

Limit Switch

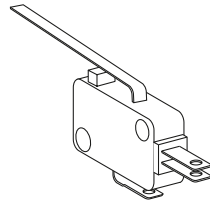
044.183.00



- Chair stop function for:
Cascade 1040,
Decade 1021 after June 1998,
and Performer I and II

Limit Switch


044.184.00



- Base up and base down function for: Performer I and II
- Back up function for:
Decade 1020/1021
Decade 1010/1011
Performer III

A-dec 511 (Version A) Positioning Sensor Retro Kit

90.1639.00 Position sensor kit (2)

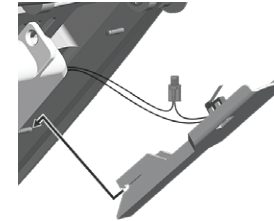


- For base or back positioning
A-dec 500 chairs

Stop Plate Switch Replacement Kit

90.1095.00 Surf 4

90.1095.01 Gray 3



- For use with A-dec 511

A-dec 311/411/511A Positioning Sensor Kit

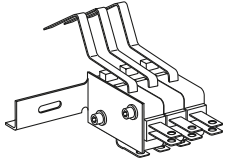
90.1183.00 Position sensor kit

- Available for 511A chairs with
serial numbers 16J511-A17743
& 16J511-A19047 to Present
(or prior chairs that have already
received the retro kit)

Switches and Base Down Stop

Priority Tilt Limit Switch

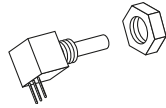
61.0453.00



- For chairs with serial numbers from H3-0067 through the present

Potentiometer

041.372.00

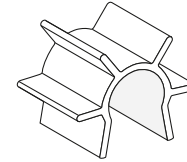


- For Cascade, Decade, and Performer II and III chairs

Base Down Stop for Chairs*

61.2576.00 Radius mount light

61.3053.00 Radius mount monitor mount



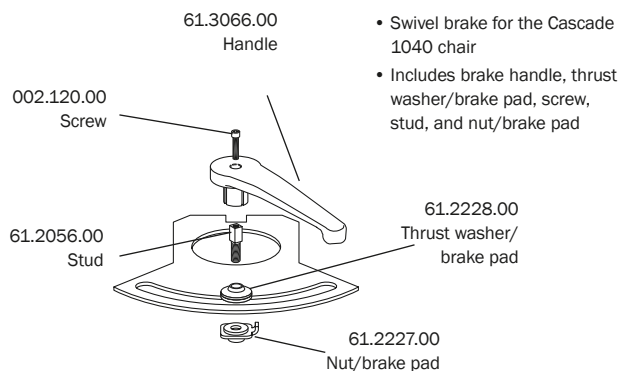
- For Radius mount light 1 3/8" is anodized aluminum
- For Radius mount monitor mount 1 1/2" is black anodized aluminum

NOTE: *You must install the appropriate base down stop when you install a Radius mounted dental light or monitor mount on a chair. Omitting the base down stop causes damage to the motor-pump cover when the chair is moved to full base down. Reprogram the chair entry/exit function after installing the stop.

Chair Brake Kits, Electrical Cables and Power Cords

Cascade Chair Swivel Brake Kit

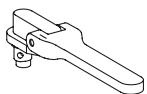
90.1016.00 Swivel brake kit



A-dec 511/411/311B Retrofit Swivel Brake Kit

90.1637.00 Gray

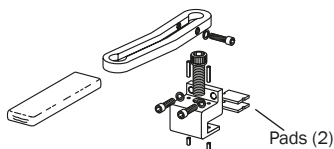
90.1638.00 Surf



Decade Swivel Brake Kit

61.3064.00 Surf 4 brake handle
 For Decade chairs built after June, 1998

61.1537.01 Brake pads (2)



Priority Chair Brake Cable

Brake cable

PART NUMBER

PRICE

61.0025.00

Brake cable mount

61.0081.00

Cascade/Decade Electrical Wiring/Cables

PART NUMBER

PRICE

Back up, base and safety plate limit switch for 1015/1020/1021/1040

61.2099.00

Base electrical wiring cable for potentiometer

61.1502.00

Back electrical wiring cable for potentiometer

61.1503.00

Priority Electrical Wiring/Cables

PART NUMBER

PRICE

Stop plate cable, S/N M1-0001 through present

61.0614.00

Accessory Power Cord

28.1264.00 Power cord with plug for Decade, Cascade, and Performer, 115V

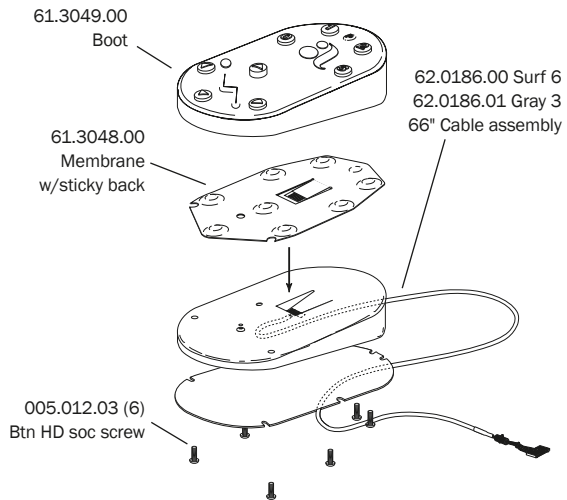
28.1276.00 Power cord without plug for Decade, Cascade, and Performer, 230V



Footswitches and Rear Cover Kit

8-Button Footswitch

62.0163.01 Programmable footswitch, Gray 3
For use on all current A-dec chairs



Multi-Function Footswitch

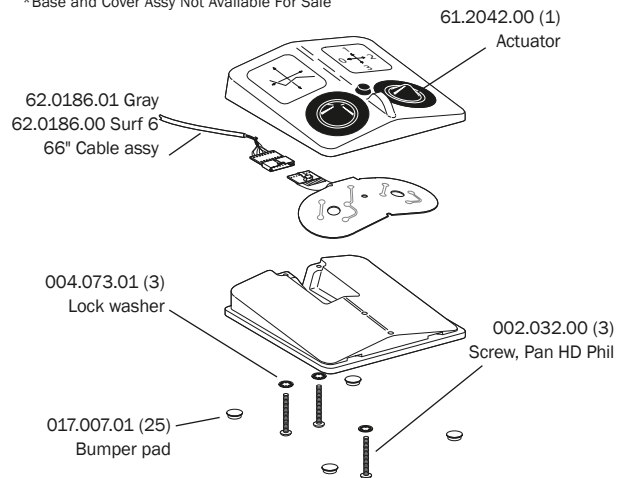
Service Parts only

- 002.015.00 Screw
Pan HD Phillips, 6-32 x 3/8"
- 017.007.01 Rubber bumpers (25)
0.50" Dia, gray
- 041.059.00 Push button switch
1P1T, 5A, 120V, Normally open, momentary

8-Function Footswitch*


Service parts only
8 Function footswitch (Part No. 61.2027.00) replaced by 8-button footswitch in 1997

*Base and Cover Assy Not Available For Sale



A-dec 300 (Version A) Rear Cover Kit


90.1266.00



Chair Mounts, Plugs and QD Kit

2" Post Adapter to 511 Chair

77.0921.00



- Mounts an A-dec 300 2" post-mount delivery and support center to an A-dec 511 chair
- Includes necessary hardware

2" Post Adapter to 311B/411 Chair

77.1301.00



- Mounts an A-dec 300 2" post-mount delivery and support center to an A-dec 311B/411 chair
- Includes necessary hardware

2" Post Adapter to Performer Chair

77.0922.00



- Mounts an A-dec 300 2" post-mount delivery and support center to a Performer III 8000 chair
- Includes necessary hardware

2" Post Adapter to Cascade 1040 Chair

35.1742.00



- Mounts an A-dec 300 2" post-mount delivery and support center to a Cascade 1040
- Includes necessary hardware

A-dec 311 1/2" Hole Plug

018.002.06 White 2



A-dec 500 Quick Disconnect Kit

90.1138.00 Chair mount QD kit



- For A-dec 511 chair-mounting or A-dec 561 support center-mounting

2" Post Adapter to Decade 1021/1221 Chair

35.1741.00



- Mounts an A-dec 300 2" post-mount delivery and support center to a Decade 1011/1021/1221 chair
- Includes necessary hardware

Performer Pivot Armrest

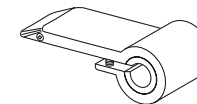
61.3125.00 Surf

61.3125.01 White



Pivot Arm Mount Assy for Vac Back 1015, 1021, and 1040

61.1450.01 For 1021, Surf 4



- Surf 4
- Also requires these parts: 005.109.00 screw; 016.053.00 washer thrust (2); 016.054.00 bearing, thrust needle; 004.139.00 washer, flat nylon.

Cart and Stool Casters, Stool Knobs, Base, and Foot Ring

Stool Back Height Adjustment Knob

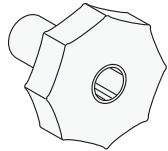
027.063.00 1622 stools, Surf 4

027.063.01 1622 stools, White 2

027.065.00 1601 stools, Surf 4

For stools manufactured before March 24, 2003

027.024.01 1600 stools, Gray




- Knob to adjust height on the back of the stool or the torso bar

Stool Back Height Adjustment Knob

027.074.00 Surf 4

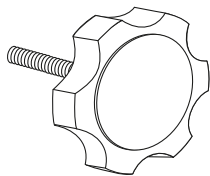
027.074.01 White 2



- Use for 1601 stools manufactured after March 24, 2003
- With molded-in bolt

Stool Height Adjustment Knob

027.035.01 Gray



- Knob to adjust height on the assistant's stool with rotating torso

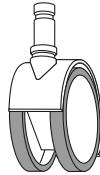
One-Piece Casters for Carts and Stools

65.1625.03 Tile (5), Surf

65.1625.04 Tile (5), Gray 3

65.0286.03 Carpet (5), Dark Surf

65.0286.05 Carpet (5), Gray 3



- Tile caster has plastic wheel with rubber surface for use on tile floors

Caster for Oregon Cart

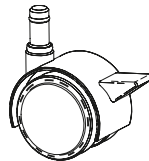
042.615.02 Tile, Gray 3



Caster for Carts

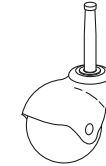
(beginning June 2014)

30.0861.00 Tile, Surf



Caster for U-frame Carts

16.0081.00 Each



- 2" ball caster for A-dec U-frame carts prior to June 2014
- Includes screw and washer

A-dec 500 Stool Casters

90.1527.00 (5)



A-dec 500 Stool Base

65.1924.00



- Fits Doctor or Assistant's stools

A-dec 500 Assistant's Stool Foot Ring

65.1928.00



Stool Cylinders and Back Cover

Cylinders for Doctor's Stools



521 Doctor's stools, short
height range: 16.4" to 19.6"



521 Doctor's stools, tall
height range: 19.6" to 24.1"



1601/421 Doctor's stools, short
height range: 15.25" to 18.5"



1601/421 Doctor's stools, tall
height range: 18.5" to 25.0"



Pre-Cascade doctor's stools
(model 1600) height range: 17.5" to 24"

CYLINDER MODEL	PART NUMBER	PRICE
521 Doctor's stools kit, short cylinder range: 16.4" to 19.6"	90.1547.00	
521 Doctor's stools kit, tall cylinder range: 19.6" to 24.1"	90.1548.00	
1601/421 Doctor's stools, short cylinder range: 15.25" to 18.5"	65.0227.00	
1601/421 Doctor's stools, tall cylinder range: 18.5" to 25.0"	65.0208.00	
Pre-Cascade doctor's stools (model 1600)	65.0030.00	

Cylinders for Assistant's Stools



522 Assistant's stools



Cascade assistant's stools Pre-Cascade assistant's stools
(series 1620 from 06/93 through present)



Pre-Cascade assistant's stools
(series 1620 from 03/87 to 05/93)

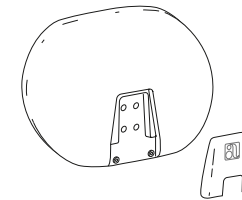
- For stools manufactured before 3/87, this cylinder can be used with the purchase of a foot ring

CYLINDER MODEL	PART NUMBER	PRICE
522 Assistant's stools	90.1528.00	
1622/422 Assistant's stools pre-Cascade assistant's stools (Series 1620 from 06/93 through present)	65.0209.00	
Pre-Cascade assistant's stools (Series 1620 from 03/87 to 05/93)	65.0031.00	

Contour Stool Back Cover Kit

65.0289.00 Surf 4

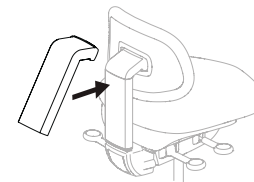
65.0289.01 White 2



- Includes back cover, trim cover, and screws

521/522 Stool Back Bumper

90.1767.00 White 2




- Snap on bumper/cover

Preference II Hinges and Push Latches

Hinges and Push Latches						
		55.5566.00	042.106.00	042.106.01	042.150.00	55.4506.00 Single door
MODEL	MODULE DESCRIPTION	← HINGES →				MAGNETIC PUSH LATCHES
5512	Midsection door					
5522	Wash station door					
5560	Storage door					
5700	Storage door					
5542	Bi-fold doors					
	Cup & towel door					
	Equipment end door					
	Wash station door					
5551	Asst's side door					
	Doctor's door					
	Doctor's w/ 2 drawers					
	Nitrous module door					
5555	Ctr base double doors					
	Ctr base pass thru door					
	Pos. 1 & 3 front/side door					
5557	Assistant's side door					
	Doctor's door					
	Midsection door					
	Nitrous storage door					
	Wash station door					
5565	Bi-fold doors					
	Cup & towel door					
	Equipment end door					
	Wash station door					
5570	Wash station door					
5670	Wash station door					
5612	Storage door					
5622	Storage door					
5632	Door					
5635	X-ray insert					
5661	Storage door					

Equipment Drawer Hinge

042.202.00



- For equipment drawers on both Preference Collection and Preference II

Preference II Mounting Plates

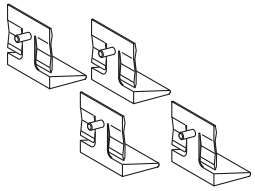
Mounting Plates

MODEL	MODULE DESCRIPTION	PART NUMBER 042.117.00	PART NUMBER 042.151.00
5512	Wash station door		
5522			
5560	Storage door		
5700			
	Bi-fold doors		
5542	Equipment end door		
	Wash station door		
	Doctor's door		
5551	Doctor's w/ 2 drawers		
	Nitrous module door		
	Ctr base double doors		
5555	Ctr base pass thru door		
	Pos. 1 & 3 front/side door		
	Doctor's door		
5557	Nitrous storage door		
	Wash station door		
	Bi-fold doors		
5565	Equipment end door		
	Wash station door		
5570	Wash station door		
5670			
5612	Storage door		
5622			
5635	X-ray insert		
5661	Storage door		

Preference II Shelf Clips and Glass Door Components

Wood Shelf Clip Kit

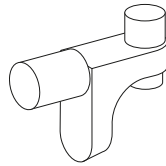
55.2078.00 Kit



- For wood shelves
- Includes (4) shelf clips

Glass Shelf Clips

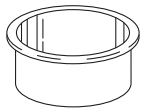
55.2078.01 Kit



- Kit includes (4) glass shelf clips, glass dimensional specifications, and installation instructions

Bezel for Waste Drop

55.0015.01 Surf, Pref II only



- Inside dimension 5" (127 mm)
- Fits 5 1/4" (133 mm) hole

Bumper Pad

017.007.01 (25)



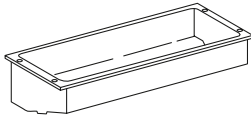
Preference II Dispensers, Light, and Clock Timer

Cup and Towel Dispensers

55.1248.00 Cup dispenser

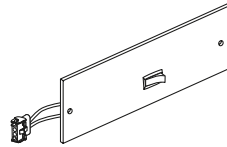
55.2404.00 Towel dispenser

003.031.00 Screw



Clock/Timer Cover Plate with Task Light Switch

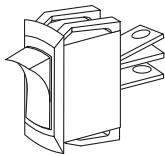
55.2698.00



- Use in place of the clock/timer assembly to activate the task light

Fluorescent Task Light Switch

041.300.00



- For Preference II task lights
- 16A, 125V

Fluorescent Task Light Starter

041.264.00 Starter

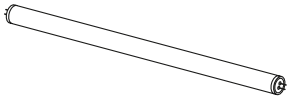
041.265.00 Ballast



041.264.00

Preference II Task Light Bulb

For reference only

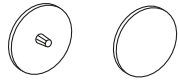


- Available locally in hardware stores
- G.E. fluorescent cool white, 20W, F20T12/CW, or equivalent

Preference II and Collection Cover Caps, Hole Plugs, and Subbase Trim Kit

White Cover Cap

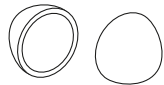
042.156.00



- Covers black Phillips screw

Cover Cap

042.164.00

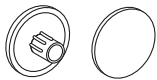


- Covers: Pan head #10 screws, upper end cap, equipment leg end

White Cover Cap

042.159.00 5 mm

018.048.01 5/8"



- Covers 5 mm or 5/8" hole

White Cover Cap

042.593.00 8 mm

042.148.00 10 mm



White Cover Cap

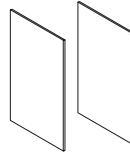
042.596.00 #8/10



Subbase Trim Kit

56.1208.00 Slate, Preference Collection

57.0586.00 Dove Grey, Inspire



- Laminate trim cap and installation instructions

White Cover Cap

025.060.01



- Covers 3/16" to 7/32" (4.5 mm to 5.5 mm) threaded insert equipment mounting
- White Christmas tree style

5/8" Subbase Hole Plug

018.086.00 5/8" diameter, Surf 4

018.086.02 5/8" diameter, Slate



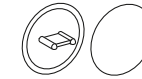
7/8" Subbase Hole Plug

018.096.02 7/8" diameter, Slate



Cam Lock Cover Caps

042.553.00 Preference Collection

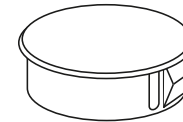


- Covers Preference Collection cam lock

2" Subbase Hole Plug

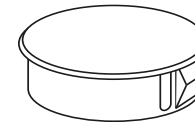
018.026.02 2" diameter, Surf 4

018.026.05 2" diameter, Slate



2 1/4" Subbase Hole Plug

018.093.02 2 1/4" diameter, Slate



1/2" Subbase Hole Plug

018.002.04 Surf 4

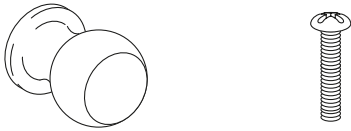
018.002.08 Slate



Preference II and Collection Latches and Handles

Preference Door Knob

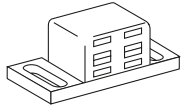
56.0593.00 Knob w/screw



Magnetic Catch 25#

042.170.00 Catch 25#

003.032.01 Screw, 6 x 3/4, tr hd



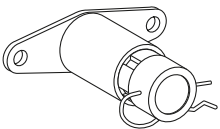
- Use (2) 003.032.01 screws

Drawer Push Latch Kit

55.3127.00 Latch only

003.005.00 Screw, #10 x 5/8 pan hd

55.1934.00 Latch, kit



- Kit includes (4) drawer latches and (8) screws

Back Panel Clothespin Latch

025.014.00



- For Preference II only
- Includes (2) screws

Door Magnetic Latch

042.056.03 Latch only

55.4506.00 Lower door, Pref I and II

56.0619.00 Upper storage, Collection

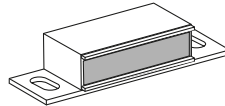


- For lower single and double doors
- For upper storage. Collection only
- Kit includes latch and necessary hardware

Magnetic Catch 13# with Strike

042.555.00 Catch 13#

003.022.01 6 x 1/2, pan hd screw



- Use (2) 003.022.01 screws

Auto-spring Touch Latch

56.1138.00 Latch kit


56.1139.00 Drill template



Preference II and Collection Cable Chases and Grommets

Chase Mount and Cover Kits

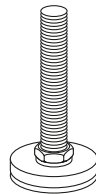
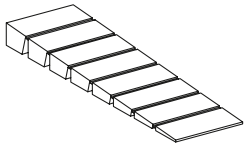
- 56.1000.00 7.13" kit
- 56.1107.00 9.25" kit
- 56.1001.00 11.50" kit
- 56.1002.00 14.75" kit
- 56.1004.00 48" cover only



- Includes chase, cover, mounting hardware and cable ties
- Kits come in (4) lengths

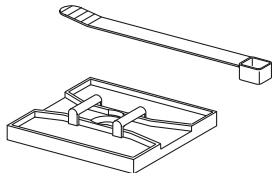
Leveling Bumper Wedge and Leg

- 017.017.00 Bumper wedge
- 042.029.00 Leg



Cable Ties, Cable Tie Mounts, and Cable Clamps

- 025.002.01 Medium ties (10)
- 025.003.01 Large ties (10)
- 025.019.01 Mount (10)



- Adhesive back

Chase Cover

- 56.1198.00 Cover, 7.5" Surf
- 56.1198.01 Cover, 7.5" Surf 6
- 56.1173.00 Cover, 9.25" Surf
- 56.1173.01 Cover, 9.25" Surf 6



Water Bottle Tubing Grommet

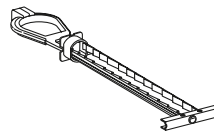
- 018.094.00 Grommet



- For routing water bottle tubing through dental furniture
- 3/4"

1/4-20 Toggle Bolt

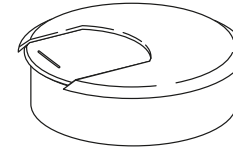
- 014.007.00



- Use for wall-mount installations

Cord Grommet

- 018.071.00

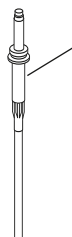
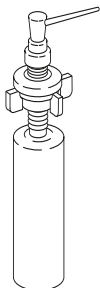


- 2" with white cap
- For cord drop

Preference II and Collection Wash Station Components

Liquid Soap Dispenser Bottle

- 042.584.00 Chrome soap dispenser assembly
- 042.585.00 Pump assembly only
- 042.586.00 Bottle only
- 042.587.00 Funnel to fill soap dispenser



Pump assembly
042.585.00

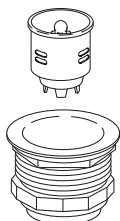
- Complete liquid or lotion dispenser and bottle assembly
- For Preference II porcelain sink only modules manufactured beginning in 1995
- Includes bottle, pump, support assembly, and hardware

NOTE: For Preference II manufactured before 1995, order the complete assembly to replace existing dispenser.

NOTE: White finish is no longer available, service with chrome soap dispenser.

Stainless Steel Sink Basket and Strainer

- 042.045.00 Preference II
- 042.062.00 Preference Collection



- Includes stainless steel basket, rubber gasket and strainer
- 042.045.00 fits Preference II square or round stainless sinks
- 042.062.00 fits all Preference Collection sinks

Soap Dispenser Kit

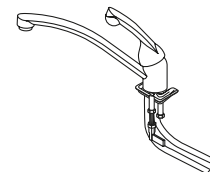
- 042.122.00 Soap dispenser kit



- Attaches to the soap dispenser, replacing the small bottle

Preference Faucets

- 042.551.00 9" Chrome



- For both Preference Collection and Preference II

NOTE: White finish is no longer available, service with chrome faucet.

Cup and Towel Dispenser

- 56.1295.00 Dispenser

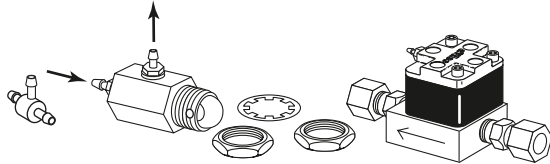


- For dispensing units in Preference Collection 5543, 5580, and 5730

Preference II and Collection Faucet Activation

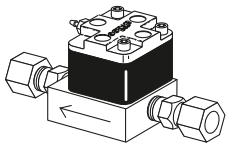
Faucet Activating Control Kits

- 56.0291.00 Single actuator control for kick plate, 5543
- 56.0259.00 Single actuator control with catch and bracket, 5580, 5590, 5531, and 5631
- 56.0298.00 Double actuator control with catches and brackets, 5543



Water Shut-off Valve

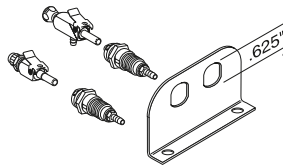
34.0036.00



- For Preference Collection and Preference II sinks

Air/Water Quick-disconnect (QD) Kit

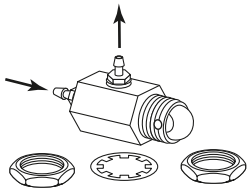
56.0340.00



- Includes mounting bracket, air and water QDs

Actuator Valve

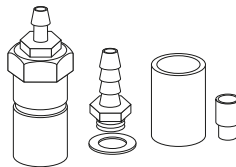
026.096.00



- For door and foot-activated water dispenser

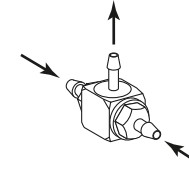
Air Supply Adapter Kit for Faucet Activation

90.0003.00



Shuttle Valve Assembly

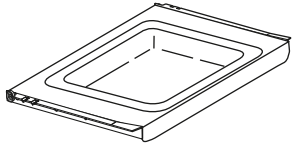
026.074.01



Preference Collection Hardware

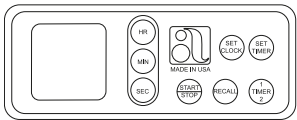
Slide-out Tub Holder

56.0283.00



Clock Timer

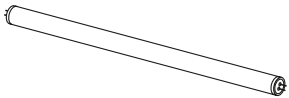
56.0200.00



- Includes 9V battery

Preference Collection Task Light Bulbs

For reference only



- Available locally in hardware stores

G.E. fluorescent cool white:

- For 18" Light, 15W, F15T8-TL41, or equivalent
- For 24" Light, 17W, F17T8-TL41, or equivalent

Bumper Pad

017.029.01 (24)

042.644.00 ICC auto upper bumper

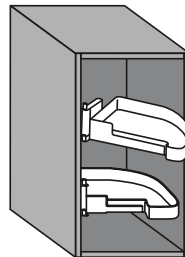


- For both Preference Collection and Preference ICC

Swing-out Shelves

56.0254.00 Swing-out right

56.0254.01 Swing-out left



- Left shelf shown

CPU Vent

042.583.00 CPU vent, Surf

042.660.00 CPU vent, Surf 6



- For Preference Collection

CPU Ventilation Fan

56.1120.00 For hinged door

56.1124.00 For sliding door




- For Preference Collection
- Powered by USB
- Does not include vent

Preference Collection Hardware

125° Free Swinging Hinge


042.549.00



- Hinge will move freely at pivot point

125° Self Close Hinge

042.550.00



- Hinge will snap shut at pivot point

125° Inset Self Close Hinge


042.576.00



- Hinge is used for 5543 & 5732 x-ray bi-fold doors

170° Free Swinging Hinge


042.567.00



- Hinge will move freely at pivot point

155° Self Close Hinge

042.688.00



- Hinge will snap shut at pivot point

45° Self Close Hinge

042.144.00



- Hinge will move freely at pivot point
- Used on 5591 ICC upper doors and non soft close lower door

45° Soft Close Hinge


042.691.00



- Hinge will slowly close on its own
- Used on 5591 soft close lower door

180° Bi-fold Door Hinge

042.589.00



Clip-on Hinge Mounting Plate

042.117.00



Preference Collection Hardware

Clip-on Hinge 9 mm Off Set Mounting Plate

042.151.00



- Used on 5543 & 5732 x-ray bi-fold doors

Soft Close Attachment


042.687.00



- Clips to pressed in back plate

Soft Close Hinge Attachment

042.684.00



- Clips to hinge

Drawer Slide Soft Close Attachment

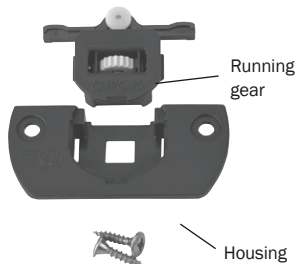
042.689.00



Door Slides

042.616.00 Running gear


042.617.00 Housing



- For sliding door storage on 5562 and 5662
- For cabinets after serial number E228447 and date 06/02/02

Equipment Drawer Hinge

042.202.00



- For equipment drawers on both Preference Collection and Preference II

Preference Collection Glass Shelves, Gloves and Tissue Grommet

Preference Collection Glass Shelves

These products have same day lead times

MODEL	MODULE	PART NUMBER	WIDTH		DEPTH		PRICE (set of 4)
			(in)	(mm)	(in)	(mm)	
5562	34" Upper P/T storage	56.0391.01	31½	791	15½	384	
	34" Upper non P/T storage	56.0391.01	31½	791	15½	384	
	42" Upper P/T storage	56.0392.01	12¾	314	15½	384	
	42" Upper non P/T storage	56.0392.01	12¾	314	15½	384	
5662	34" Upper P/T storage	56.0394.01	31½	791	18½	473	
	34" Upper non P/T storage	56.0391.01	31½	791	15½	384	
	42" Upper P/T storage	56.0395.01	12¾	314	18½	473	
	42" Upper non P/T storage	56.0392.01	12¾	314	15½	384	
5580	42" Upper P/T storage	56.0392.01	12¾	314	15½	384	
	42" Upper non P/T storage	56.0392.01	12¾	314	15½	384	
5731	34" Upper storage insert	56.0391.01	31½	791	15½	384	
	42" Upper storage insert w/div.	56.0392.01	12¾	314	15½	384	

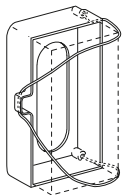
Gloves and Tissue Grommet

- 018.103.00 Grommet, White
- 018.115.00 Grommet, Surf 6



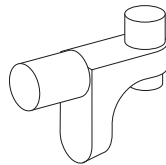
Gloves Dispenser Assembly

56.0205.00



Shelf Clip Kit

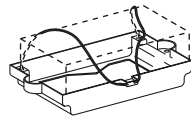
56.0603.00



- Kit includes (16) glass shelf clips

Mask Dispenser

56.0175.01



Preference ICC Dryer and Upper Storage Components

Storage Fan Transformer

56.1088.00



- 12V transformer
- For clean storage on Preference ICC

Upper Door Sliding Hinge

56.1141.00 Upper sliding hinge




Storage Light Lenses (Top)

56.0649.00 Blue lens
 56.0650.00 Red lens
 56.0688.00 Opaque lens
 041.693.00 Lamp, 9W



Dryer Element

041.689.00 Dryer element



Clean Storage Fans

56.1089.00 ICC fan, clean storage



- For clean storage modules on Preference ICC

Air Cylinder

56.0914.00 Upper door kit
 56.0918.00 Dryer drawer kit



- Opens the upper storage doors and dryer drawer

Storage Light Lenses (Bottom)

56.0647.00 Blue lens
 56.0648.00 Red lens
 56.0689.00 Opaque lens
 041.693.00 Lamp, 9W



Dryer Fans

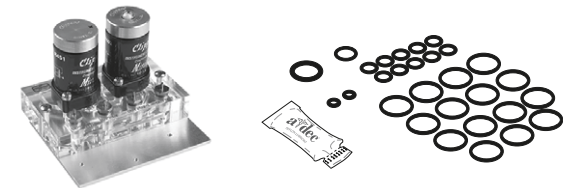
56.1075.00 Dryer fan



- 56.1075.00 – each dryer has (2) fans (for serial #E653876 and after)

Foot Activated Storage, ICC

56.0890.00 ICC valve assembly
 56.1281.00 O-ring kit, ICC valve



Preference ICC Miscellaneous

Bungee Cord Assembly

56.0867.00 13.5' Bio-waste drawer

56.0970.00 9' Sink waste drawer



- Used with knee-activated waste and bio-waste sort drawers

Leveling Foot Kit


56.0887.00 Leveling foot kit



- Use (4) screws (003.108.00) to attach leveling foot
- Screws are not included

Soap Dispenser Kit

042.122.00 Soap dispenser kit




- Includes (4) sizes of bottle caps

Slide-out Shelf Assembly

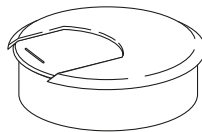
56.0643.00 Countertop shelf

56.0644.00 Interior mount shelf



Cord Grommet

018.071.00 2" Cord grommet



Auto-Spring Touch Latch

56.1138.00 Latch kit



- Spring latch for knee-activated waste sort and bio-waste sort

Extendable Faucet

042.648.00 Extendable faucet



- Available only for Preference ICC

Drawer Inserts

56.0628.00 1 Section storage

56.0629.00 2 Section storage

56.0630.00 4 Section storage

56.0631.00 1 Section wrapping

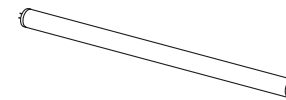
56.0632.00 6 Section wrapping



- Inserts come with deep storage sections or shallow wrapping sections

Preference ICC Task Light Bulbs

For reference only



- Available locally in hardware stores




G.E. fluorescent cool white:



- For 18" Light, 15W T8, F15T8-SP41, or equivalent
- For 24" Light, 17W T8, F17T8-SP41, or equivalent
- For 36" Light, 25W T8, F25T8-SP41, or equivalent
- For 48" Light, 32W T8, F32T8-SP41, or equivalent




A-dec ICV Kits

PREFERENCE ICV KITS	PART NUMBER	PRICE
ICV front face kit for (2) 15 mm HVE, (1) SE Includes: Face plate, IG, (2) 15 mm, (1) SE	90.1791.00	
ICV front face kit for (1) 11 mm HVE , (1) 15 mm HVE, (1) SE Includes: Face plate, IG, (1) 11 mm , (1) 15 mm, (1) SE	90.1785.00	
INSPIRE ICV KITS	PART NUMBER	PRICE
With PCB		
ICV power panel kit for (2) 15 mm HVE, (1) SE Includes: Face plate, IG, (2) 15 mm, (1) SE	90.1788.00	
ICV power panel kit for (1) 11 mm HVE , (1) 15 mm HVE, (1) SE Includes: Face plate, IG, (1) 11 mm , (1) 15 mm, (1) SE	90.1786.00	
Without PCB		
ICV power panel kit for (2) 15 mm HVE, (1) SE Includes: Face plate, IG, (2) 15 mm, (1) SE	90.1789.00	
ICV power panel kit for (1) 11 mm HVE , (1) 15 mm HVE, (1) SE Includes: Face plate, IG, (1) 11 mm , (1) 15 mm, (1) SE	90.1787.00	



A-dec 500 Tray Holders


A-DEC 500 (VERSION B) DELIVERY TRAY HOLDERS			
<ul style="list-style-type: none"> Rotating tray holder arm Removable stainless steel tray holder Washable tray holder pad 			
PRODUCT DESCRIPTION	PART NUMBER	PRICE	
A-dec 532 (Version B) and A-dec 533 (Version B) Side Mount			
	Small tray holder 6.09" x 9.15" (155 mm x 232 mm)	77.2038.00	
	Standard tray holder 9.55" x 13.55" (243 mm x 363 mm)	77.1776.00	
	Large tray holder 11.65" x 17" (296 mm x 432 mm)	77.1777.00	
A-dec 533 (Version B) Bottom Mount			
	Small tray holder 6.09" x 9.15" (155 mm x 232 mm)	77.2128.00	
	Standard tray holder 9.55" x 13.55" (243 mm x 363 mm)	77.1778.00	
	Large tray holder 11.65" x 17" (296 mm x 432 mm)	77.1779.00	
A-dec 541 (Version A and B) Duo Delivery and A-dec 545 Assistant's Instrumentation			
	Small tray holder 6.09" x 9.15" (155 mm x 232 mm)	77.2040.00	
	Standard tray holder 9.55" x 13.55" (243 mm x 363 mm)	77.2041.00	
	Large tray holder 11.65" x 17" (296 mm x 432 mm)	77.2042.00	


A-DEC 500 (VERSION B) STAINLESS STEEL TRAY HOLDERS AND WASHABLE PADS		PART NUMBER	PRICE
	Stainless steel tray holder only, small 6.09" x 9.15" (155 mm x 232 mm)	77.1963.00	
	Stainless steel tray holder only, standard 9.55" x 13.55" (243 mm x 363 mm)	77.1516.00	
	Stainless steel tray holder only, large 11.65" x 17" (296 mm x 432 mm)	77.1517.00	
	Tray holder pad, small	77.1964.00	
	Tray holder pad, standard	77.1637.00	
	Tray holder pad, large	77.1687.00	
	Tray pad, for A-dec 532B traditional delivery head	77.1688.00	

A-DEC 500 (VERSION A) TRAY HOLDERS			
<ul style="list-style-type: none"> Arm-mounted rotating tray holder 			
PRODUCT DESCRIPTION	PART NUMBER	PRICE	
A-dec 532 (Version A) Traditional and A-dec 542 Side Delivery System			
	Standard tray holder 10.3" x 14.3" (262 mm x 363 mm)	77.1024.00	
	Large tray holder 12.5" x 17.3" (318 mm x 439 mm)	77.1023.00	
A-dec 533 (Version A) Continental Delivery System			
	Standard tray holder 10.3" x 14.3" (262 mm x 363 mm)	77.1024.01	
	Large tray holder 12.5" x 17.3" (318 mm x 439 mm)	77.1023.01	
A-dec 581			
	Standard tray holder 10.3" x 14.3" (262 mm x 363 mm)	77.0462.01	
	Large tray holder 12.5" x 17.3" (318 mm x 439 mm)	77.0543.01	

A-dec 300 and Performer Tray Holders

A-DEC 300 DELIVERY TRAY HOLDERS			
<ul style="list-style-type: none"> • Arm-mounted rotating tray holder 			
PRODUCT DESCRIPTION	PART NUMBER	PRICE	
A-dec 332 and A-dec 334 Traditional			
	Standard tray holder 10.3" x 14.3" (262 mm x 363 mm)	77.0933.00	
	Large tray holder 12.5" x 17.3" (318 mm x 439 mm)	77.0932.00	
A-dec 333 and A-dec 335 Continental			
	Standard tray holder 10.3" x 14.3" (262 mm x 363 mm)	77.0942.00	
	Large tray holder 12.5" x 17.3" (318 mm x 439 mm)	77.0943.00	

A-DEC 300 WASHABLE TRAY PAD			
<ul style="list-style-type: none"> • Firmly holds stainless instrument tray to flat surface • Large size: 6" x 11.5" (152 mm x 292 mm) • Small size: 6" x 9" (152 mm x 229 mm) 			
PRODUCT DESCRIPTION	PART NUMBER	PRICE	
	Washable tray pad, large (5)	39.0790.02	
	Washable tray pad, small (5)	39.0790.03	

PERFORMER DELIVERY TRAY HOLDERS			
	<ul style="list-style-type: none"> • Includes tray holder, mounting bracket, and mounting hardware • Shown on control head with optional tray 		
	PRODUCT DESCRIPTION	PART NUMBER	PRICE
Standard tray holder 9.5" x 13.5" (241 mm x 343 mm)	39.1380.00		
Large tray holder	39.1390.00		
Thumb screw	027.070.00		

Tray Holders, Trays, and Utility Shelf

Stainless Steel Trays



PRODUCT DESCRIPTION	PART NUMBER	PRICE
Stainless steel tray, standard 9.5" x 13.5" (241 mm x 343 mm)	043.001.00	
Stainless steel tray, large 11.5" x 17" (292 mm x 432 mm)	043.006.00	

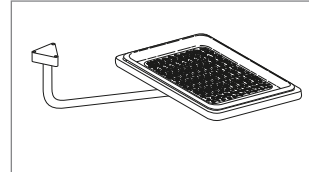
A-dec 500 Accessory Hook

77.1704.00

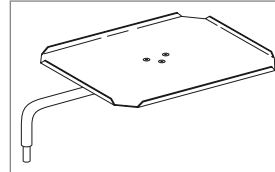


- A-dec 500 (Version B) only
- A-dec 500 accessory hook mounts to the left or right side of a 500 chair-mounted delivery system

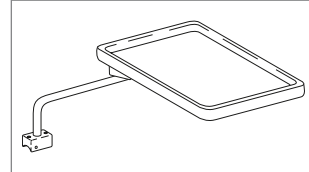
Tray Holders



39.1115.00



17.1047.00



17.1051.00


- Arm-mounted rotating tray holder

PRODUCT DESCRIPTION	PART NUMBER	PRICE
For Radius 2132, Cascade 2150, 2151, and 2152 10" x 14" (254 mm x 356 mm) (includes tray and pad) tray color: white	39.1115.00	
For Radius 2122, Cascade 2140, 2141, and 2142 (serial numbers E443922 and subsequent) 10" x 14" (254 mm x 356 mm) tray color: white	17.1051.00	
For Cascade 3171, 3175, 4631, 4635, 2615, 2671, 318 19.5" x 12.5" (241 mm x 318 mm)	17.1047.00	

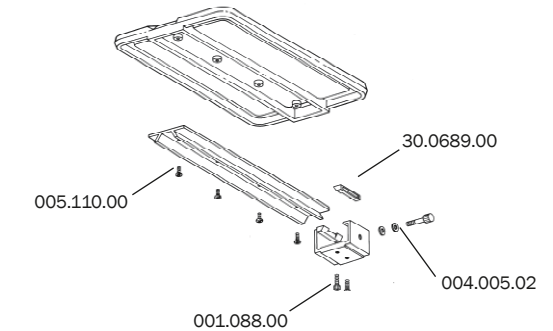
12 O'Clock Worksurface Bumper and Plug

77.0541.01 Bumper, white

77.0542.01 Plug, white



- For worksurface when no tray is present

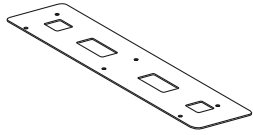


Century II Tray Holder Service Parts	PART NUMBER	PRICE
Screw, Btn Hd Soc 10-32 x 1/2, SST	005.110.00	
Screw, Soc Hd 10-32 x 5/8, SST	001.088.00	
Shoe, Clamp	30.0689.00	
Washer, flat, nylon, .187 ID (10)	004.005.02	

Amalgamator and Bitewing Viewer Bulb

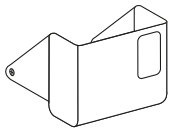
Amalgamator 6440 Motor Sling

44.0118.00



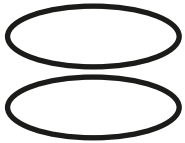
Amalgamator 6450 Lid

44.0216.00



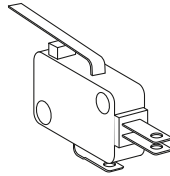
Amalgamator 6450 Drive Belts

035.040.01 (2)



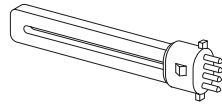
Amalgamator 6450 Stop Switch

044.184.00



Bitewing Viewer Bulb

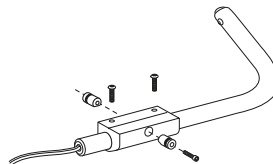
041.501.00



- For Performer I, II, and III, Cascade and Radius
- Lamp fluorescent, 9W, 4100 K Osram/Sylvania Part #20317 Base Delux S/E

Cascade and Radius Brake Handle Kit

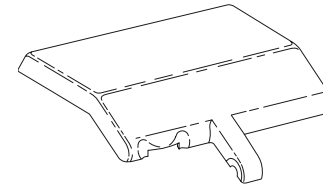
90.1013.00 Brake handle



- Includes brake handle and necessary hardware
- Mounts for right- or left-hand use

Control Top Assembly

39.1024.00



- Cascade, Radius and 2671 cart control heads

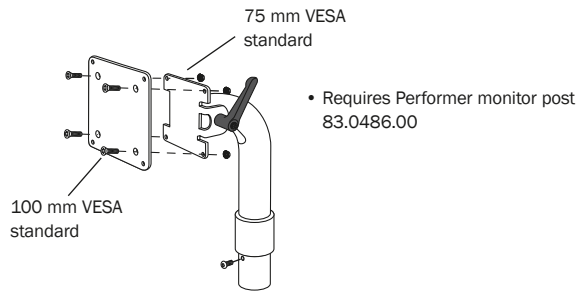
A-dec 300 Brake Handle Kit

90.1281.00 Brake handle

Monitor Mounts

Radius Flat-panel Mount

35.1723.00



Performer Monitor Post Assembly

83.0486.00



Lever for A-dec 300 Monitor Mount

025.106.00



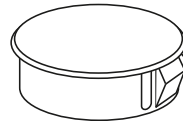
Plug A-dec Monitor Mount Flexarm

018.026.02 Surf

018.026.03 Gray 3

018.026.04 White

018.026.05 Slate

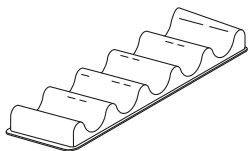


- Plug for the bottom of the vertical post from the ceiling

Trays and Organizers

Instrument Pads

75.0085.01 Cascade 2132 (100)



- Continental handpiece holder
- Package of 100 plastic disposable covers

77.0070.00 A-dec 533 (Version A), Surf 4

77.0070.01 A-dec 533 (Version A), White 2



- Easily removable
- Dishwasher safe

77.1225.00 A-dec 333/335, White 2



- Easily removable
- Dishwasher safe

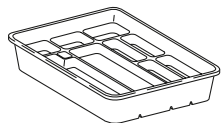
Tubs and Dividers

11.0272.00 Tub and divider, White 2

11.0270.00 Tub only, White 2

11.0270.01 Tubs (5), White 2

11.0271.00 Divider only, White 2



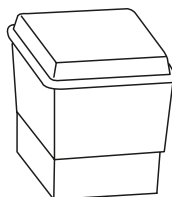
Storage Box Assembly

16.0562.00 Box assembly, w/dividers

16.0568.01 Hinge (10)

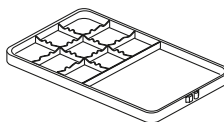
16.0566.00 Cover only

16.0564.00 Box only



Trays

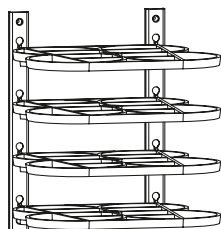
11.0274.00 Tray, standard



Preference ICC Instrument Storage Rack

56.0966.00 Kit

56.0627.00 Instrument storage rack

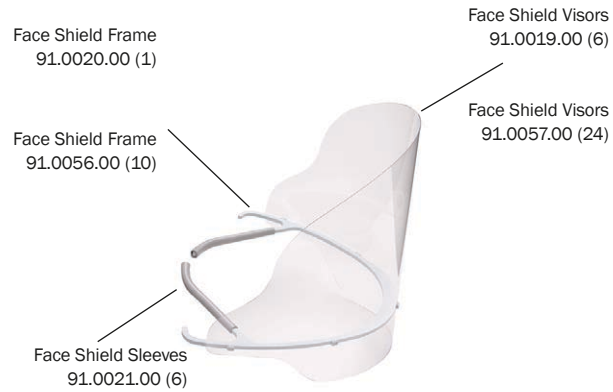


- Kit includes (2) brackets and (4) instrument storage racks

A-dec Face Shield*

91.0017.00 A-dec Dental Face Shield Kit
Includes 1 frame, 6 snap-on visors, 6 frame sleeves

91.0017.01 A-dec Dental Face Shield Case
Includes 20 Face Shield Kits



NOTE: *As with all PPE, the A-dec Dental Face Shield does not prevent the contraction of disease or infection and should be worn following CDC protocols. Properly disinfect after each use.

Compressor Installation Items

Compressor Installation Kit

A0075



- Includes SC Install Guide
- Included with all new compressors

Evaporation Pan

C0148



- Included in A0075

Push To Connect 3/8" x 1/2" NPT

P0066



- Included in A0075

Compressor Mounting Feet

C0121 (4)



- (4) individual feet included
- Included in A0075 kit

Fresh Air Intake Kit

A0019



Compressor on Top of Compressor Mounting Kit

A0090



- Used when mounting a compressor on top of another compressor
- Only compatible with SC3, SC5, and SC7

Vacuum on Top of Compressor Mounting Kit

A0047




- Vacuum on top of compressor
- Only compatible with SC3, SC5, and SC7

Compressor Maintenance Items

SC3/5/7 Annual Maintenance Kit

A0050



- Intake and ambient filter
- For SC3, SC5, and SC7

Ambient Panel Air Filter

C0046.1



- Included in A0050 and A0150 maintenance kits
- Located on the front panel/door

SC10/12 Annual Maintenance Kit

A0150



- Intake and (2) ambient filters
- For SC10 and SC12

Intake Filter

C0098



- Included in A0050 and A0150 maintenance kits
- Located on the left side of the compressor

Compressor Maintenance Reminder Sticker

C0242



- Included in A0075 installation kit

Compressor Dryer Adsorbent Media Sheets

A0051



- 5 year replacement
- Air dryer adsorbent media

Compressor Upgrades

SC3 to SC5 Upgrade Kit

A0065.0305

- Machines with SN greater than D3965
- Call customer service to verify part number

SC5 to SC7 Upgrade Kit

A0065.0507

- Machines with SN greater than D3965
- Call customer service to verify part number

SC10 to SC12 Upgrade Kit

A0065.1012

- Machines with SN greater than D3965
- Call customer service to verify part number

Compressor Replacement Parts

Moisture Indicator

C0099



Ceramic Fuse 6.3A 250V

E0228



- 5 mm x 20 mm

SC7 Capacitor Assembly


A0092.07



- For Gast motors only
- For Compressors with SN greater than D2964

Brass Check Valve 1/4" NPT

C0133



SC3 Capacitor Assembly

A0092.03



- For Gast motors only
- For Compressors with SN greater than D2964

SC10 Capacitor Assembly

A0092.10



- For Gast motors only
- For Compressors with SN greater than D2964

Glass Fuse 2A 250V

E0140



- 5 mm x 20 mm

SC5 Capacitor Assembly

A0092.05



- For Gast motors only
- For Compressors with SN greater than D2964

SC12 Capacitor Assembly

A0092.12



- For Gast motors only
- For Compressors with SN greater than D2964

Compressor Replacement Parts

SC3 Replacement Capacitor Assembly

A0099.03



- For Thomas motors only
- For Compressors with SN less than D2965

SC5 Replacement Capacitor Assembly

A0099.05



- For Thomas motors only
- For Compressors with SN less than D2965

SC7 Replacement Capacitor Assembly

A0099.07



- For Thomas motors only
- For Compressors with SN less than D2965

SC10 Replacement Capacitor Assembly

A0099.10



- For Thomas motors only
- For Compressors with SN less than D2965

SC12 Replacement Capacitor Assembly

A0099.12



- For Thomas motors only
- For Compressors with SN less than D2965

Vacuum Installation Items

Vacuum Installation Kit

A0077



- Includes DV Install Guide
- Included with all new vacuums

Vacuum Adjustable Feet

H0038 (4)



- (4) individual feet included
- Included in A0077 kit

High-Temperature Flexible Hose, 10' long

P0167 10' exhaust hose

P0176 Exhaust install fitting, 2 x 1-1/2" PVC

P0177 Exhaust install fitting,
1.5" barby x 1.5" spigot PVC

P0145 Exhaust hose clamp



- Included with all new vacuums
- For dry vacuum exhaust

Vacuum Drain Hose 1.5" diameter

P0170



- 5' long
- No kink hose
- Included in A0077 kit

Vacuum on Top of Compressor Mounting Kit

A0047



- Vacuum on top of compressor
- Only compatible with SC3, SC5, and SC7

5' Suction Hose 2" diameter

P0210



- 5' long
- Included in A0077 kit

High Temperature SS Exhaust Elbow with Drip Leg

A0061 Exhaust Elbow

C0172 DV Exhaust Elbow o-ring

P0178 Drip leg hose

P0180 Drip leg hose clamp



- Included with all new vacuums
- For dry vacuum exhaust

Vacuum Maintenance Items

Annual Maintenance Kit

A0049



- Used on DV5, DV7, DV10, and DV12
- Tandem setups order qty 2
- Includes:
 - (1) check valve
 - (1) vacuum filter

Dry Vacuum Filter

C0074



- Located inside top of tank
- Included in A0049 maintenance kit

Vacuum Maintenance Reminder Sticker

C0243



- Included in A0077 installation kit

Dual Vacuum Kit

A0058



- Includes:
 - (2) clear PVC check valves
 - (1) PVC fittings for dual vac intake

Clear PVC Check Valve

P0101



- NSF - Certified
- High Flow
- Included in A0049 maintenance kit

Vacuum Upgrades

DV5 to DV7 Field Upgrade

A0088.0507

- Call customer service to verify part number

DV7 to DV10 Field Upgrade

A0088.0710

- Call customer service to verify part number

DV10 to DV12 Field Upgrade

A0088.1012

- Call customer service to verify part number

Vacuum Replacement Parts

Horizontal-Mount Float Switch

C0070



Ceramic Fuse 20A 250V

E0139



• 5 mm x 20 mm

Glass Fuse 500MA 250V

E0141



• 5 mm x 20 mm

Glass Fuse 2A 250V

E0140



• 5 mm x 20 mm

Mechanical Room Controls and Accessories

Smart-Shield Touch Screen Kit

A0032



- Includes:
 - (1) C0095.02 Smart-Shield Touch Screen
 - (1) C0230 Smart Hub
 - (1) E0129 AC/DC 48v adapter
 - (2) E0136 7' ethernet Cat-6 cable
 - (1) E0143 25' ethernet Cat-6 cable

Smart Hub Extender

C0118



- Expansion ports for more than 3 smart connected devices

Double-Gang 2-Button Pushbutton Control, 24V AC-DC

A0082.22



Remote Monitoring Hub

C0184



- Used with pushbutton controls
- Not compatible with touchscreen

Smart-Shield Touch Screen

C0095.02



- Replacement part only, if ordering to add to a new system please purchase A0032
- Included in A0032 kit


Single-Gang 1-Button Pushbutton Control, 24V AC-DC

A0082.11



Double-Gang 3-Button Pushbutton Control, 24V AC-DC

A0082.23



External Wall Box for Touch Screen

C0160



Smart Hub

C0230



- Replacement part only, if ordering to add to a new system please purchase A0032
- Included in A0032 kit

Single-Gang 2-Button Pushbutton Control, 24V AC-DC

A0082.12



Double-Gang 4-Button Pushbutton Control, 24V AC-DC

A0082.24



Single-Gang Outlet Box for Touch Screen

C0223



Water Control Valves

24V Water Safety Valve with Filter, 1" or Smaller Piping

A0048.A1



- Used with 24V push button controls only

Digital Water Safety Valve with Filter, 1" or Smaller Piping

A0048.D1



- Used with Smart-Shield touch screen only

24V Water Safety Valve with Filter, 1.5" Piping

A0048.A15



- Used with 24V push button controls only

Digital Water Safety Valve with Filter, 1.5" Piping

A0048.D15



- Used with Smart-Shield touch screen only

24V Water Safety Valve with Filter, 2" Piping

A0048.A2

- Used with 24V push button controls only

Digital Water Safety Valve with Filter, 2" Piping

A0048.D2

- Used with Smart-Shield touch screen only

Water Filter Maintenance Items

1" Replacement Water Filter Element

C0129



- Used with A0048.A1 and A0048.D1

Water Filter Maintenance Reminder Sticker

C0244



- Included with all new Water Safety Valves with Filter

1.5" Replacement Filter Element Kit

C0219

- Used with A0048.A15 and A0048.D15

2" Replacement Filter Element Kit

C0220

- Used with A0048.A2 and A0048.D2

Numerical Index

001.002.01	80, 116, 136	009.013.00	55	018.093.02	149	023.004.04	40	024.179.03	68
001.021.00	89	009.014.00	55	018.094.00	31, 151	023.014.02	40	024.191.05	68
001.088.00	163	009.015.00	55	018.096.02	149	023.019.02	39	024.191.07	68
001.103.00	88	009.018.00	24, 56	018.103.00	157	023.019.03	39	024.192.01	68
001.157.00	134	009.035.00	55	018.115.00	157	023.025.00	39	024.192.03	68
001.184.00	134	009.036.00	55	021.010.00	43	023.028.00	40	024.193.01	68
001.191.00	96	009.037.00	56	021.012.00	43	023.029.00	42	024.193.03	68
001.253.00	30	010.002.00	29	021.014.00	43	023.030.02	41	024.200.00	30
002.032.00	141	010.045.02	120	021.016.04	41	023.031.01	41	024.202.01	68
002.094.02	24	010.073.01	81	021.020.00	43, 52	023.036.00	40, 91	024.202.02	68
002.112.00	30	011.038.01	75, 81	021.027.01	40	023.045.04	39	024.214.01	68, 85
002.118.02	136	013.003.01	81	021.029.00	43	023.057.01	41	024.214.02	68, 85
002.120.00	140	013.004.00	120	021.030.00	43	023.065.01	40	024.218.02	24, 68
002.135.00	127	013.011.00	93	021.034.01	41	023.070.00	40, 91	024.218.03	24, 68
003.005.00	150	013.015.00	89	021.042.00	43, 53	023.079.00	39	024.220.01	68
003.022.00	84	013.025.00	90	021.056.00	43	023.088.00	62	024.221.01	68
003.022.01	150	013.027.00	89	022.001.00	44	023.094.01	41	024.221.02	68
003.031.00	148	013.038.01	80	022.009.01	41, 44	023.095.01	41	024.229.01	68
003.032.01	150	013.064.01	78, 80, 82	022.014.01	52	023.804.00	40	024.229.02	68
003.071.00	30	013.072.00	88	022.014.03	44	023.805.01	40, 85	024.232.01	68
003.078.00	84	013.100.00	130	022.015.01	44	023.814.01	39	024.248.01	68, 85
003.088.00	84	013.123.00	94	022.016.00	44	023.816.00	115	024.248.03	68, 85
004.005.01	41, 91	014.006.00	51	022.019.00	44	023.829.01	115	024.255.01	68
004.005.02	32, 40, 41, 85, 91, 110, 163	014.007.00	51, 151	022.021.00	44	024.015.04	59	024.255.02	68
004.060.00	93	016.044.00	47	022.023.00	44	024.015.05	59	024.256.01	68
004.073.01	141	016.053.00	130	022.025.00	44, 52	024.090.04	24, 60	024.256.02	68
004.137.00	14, 32	016.054.00	130	022.028.00	44	024.090.05	24, 60	024.257.02	68
004.173.00	93	016.108.00	47	022.029.02	44	024.136.00	116	024.257.03	68
004.237.00	93	017.007.01	84, 141, 147	022.041.00	44	024.142.01	68	024.258.03	68
005.012.03	141	017.017.00	151	022.043.00	44	024.142.03	68	024.259.00	116
005.110.00	29, 111, 163	017.029.01	154	022.044.00	44	024.144.01	68	024.260.01	78
005.123.01	134	018.002.04	37, 51, 149	022.045.00	44	024.144.03	68	024.260.02	78
005.155.00	134	018.002.05	37, 51	022.090.00	114	024.147.01	63	024.273.00	68
006.009.00	54, 69, 70, 71, 73, 75, 122	018.002.06	37, 51, 142	022.091.01	114	024.148.01	63	024.273.01	49, 68
006.069.00	69, 70, 71, 73, 75, 122	018.002.08	37, 51, 149	022.092.01	114	024.148.02	63	025.002.01	56, 151
006.133.01	118	018.010.02	51	022.093.01	114	024.148.04	63	025.003.01	56, 151
007.002.00	110	018.010.03	51	022.094.01	114	024.152.01	68	025.007.01	41
008.023.00	56	018.026.02	51, 149, 165	022.095.01	114	024.152.03	68	025.007.02	41
008.025.00	24, 56	018.026.03	51, 165	022.098.01	114	024.153.18	68	025.014.00	150
009.005.00	56	018.026.04	51, 165	022.099.01	114	024.153.20	68	025.015.01	41
009.007.00	55	018.026.05	51, 149, 165	022.100.01	114	024.162.01	68	025.015.02	41
009.008.00	55	018.048.01	149	022.101.01	114	024.162.03	68	025.019.01	151
		018.071.00	151, 159	022.119.00	114	024.166.01	68	025.036.01	56
		018.086.00	120, 149	023.001.03	32, 40, 110	024.166.03	68	025.052.00	75
		018.086.02	149	023.004.03	40, 85	024.179.01	68	025.060.01	149

Numerical Index

025.106.00	165	030.001.02	35, 116	035.053.01	35, 111, 114	036.103.03	24, 60	042.159.00	149
025.109.01	41	030.002.02	35, 81, 107, 108	035.060.00	114	036.103.04	24, 60	042.164.00	149
026.001.00	45	030.003.02	35, 88	035.062.01	77	036.114.01	60	042.170.00	150
026.007.00	45	030.004.02	35, 81, 90,	036.003.03	59	036.114.03	60	042.202.00	145, 156
026.015.00	45		91, 92, 136	036.003.04	59	036.116.01	60	042.549.00	155
026.020.00	45	030.006.02	29	036.004.03	59	036.116.03	60	042.550.00	155
026.021.01	52	030.008.02	35	036.004.04	59	041.264.00	148	042.551.00	152
026.022.00	45	030.009.01	35	036.005.03	59	041.265.00	148	042.553.00	149
026.033.01	52, 80	030.011.02	35, 118, 119, 121	036.005.04	59	041.300.00	148	042.555.00	150
026.035.00	45	030.012.02	35, 85, 123	036.006.03	59	041.317.00	25, 63	042.567.00	155
026.036.00	45, 75	030.013.02	35, 107, 108	036.006.04	59	041.372.00	139	042.576.00	155
026.040.00	45	030.014.01	35, 108, 113	036.009.04	59	041.458.00	99	042.583.00	154
026.043.00	45	030.015.02	35, 136	036.009.05	59	041.501.00	164	042.584.00	152
026.062.00	54, 73	030.016.02	35, 108, 115, 117	036.010.03	59	041.513.00	130	042.585.00	152
026.065.00	45	030.017.00	108	036.010.04	59	041.554.00	100	042.586.00	152
026.073.02	74	030.019.03	35	036.011.03	59	041.555.00	100	042.587.00	152
026.074.01	74, 153	030.023.02	35, 52	036.013.03	59	041.582.00	50	042.589.00	155
026.096.00	153	030.026.01	35, 113	036.013.04	59	041.637.00	100	042.593.00	149
026.118.00	53, 56	030.027.00	14	036.014.02	59	041.637.02	100	042.596.00	149
026.123.00	70	030.027.01	35, 113	036.018.03	59	041.637.04	100	042.615.02	143
026.125.00	45, 46	030.034.02	35, 113	036.018.04	59	041.637.05	100	042.616.00	156
026.130.00	46	030.035.02	35, 111, 112	036.019.03	59	041.637.06	100	042.617.00	156
026.131.00	46	030.224.01	117	036.019.04	59	041.642.00	137	042.644.00	154
026.132.00	46	030.228.02	35	036.031.02	60	041.643.00	137	042.648.00	159
026.134.00	46	031.130.01	29, 35	036.031.04	60	041.644.00	137	042.660.00	154
026.157.00	46	034.001.01	34, 88	036.032.02	60	041.659.01	99	042.684.00	156
026.158.00	54, 73	034.002.01	34	036.032.04	60	041.660.00	115, 117	042.687.00	156
026.160.01	87	034.003.00	14	036.033.02	60	041.684.00	99	042.688.00	155
026.161.00	62	034.003.01	24, 34, 77	036.033.04	60	041.689.00	158	042.689.00	156
026.164.00	52	034.012.01	34, 65, 66, 107	036.034.02	60	041.693.00	158	042.691.00	155
026.174.01	61	034.013.01	24, 34, 64, 66, 107	036.034.04	60	041.709.00	24, 126, 127	043.001.00	163
026.175.01	61	034.014.01	34, 64, 66, 107	036.043.01	59	041.806.00	103	043.006.00	163
026.185.00	52	034.018.02	34, 67, 107	036.043.02	59	042.029.00	151	044.158.00	106
026.186.00	52	034.019.01	34, 67, 107	036.044.03	59	042.045.00	152	044.159.00	106
027.017.02	90	034.107.01	24, 34, 65, 66, 107	036.044.04	59	042.056.03	150	044.165.00	105
027.018.02	90	034.213.00	24, 30	036.051.03	60	042.062.00	152	044.170.00	106
027.024.01	143	035.003.01	35	036.051.04	60	042.106.00	145	044.181.01	106
027.035.01	143	035.004.01	35	036.052.03	60	042.106.01	145	044.183.00	138
027.057.00	92	035.030.01	34, 77	036.052.04	60	042.117.00	146, 155	044.184.00	138, 164
027.063.00	143	035.033.01	34, 88	036.053.03	24, 60	042.122.00	152, 159	044.184.01	122, 138
027.063.01	143	035.034.01	25, 35, 88	036.053.04	24, 60	042.144.00	155	046.069.00	105
027.065.00	143	035.040.01	164	036.054.03	60	042.148.00	149	048.107.00	24, 47, 129
027.070.00	162	035.041.02	35, 136	036.054.04	60	042.150.00	145	049.001.01	109
027.074.00	143	035.049.01	34, 107	036.066.03	60	042.151.00	146, 156	049.002.01	109
028.008.00	113, 129	035.050.01	34	036.066.04	60	042.156.00	149	049.004.01	109

Numerical Index

049.005.01.....	109	11.1131.00.....	110	11.1364.01.....	66	12.1088.00.....	66, 107, 110	14.0332.01.....	32
049.070.00.....	31	11.1147.00.....	109	11.1370.00.....	12, 67	12.1093.00.....	65, 66, 107	14.0406.00.....	32
052.023.00.....	96	11.1191.00.....	14	11.1371.00.....	12, 67	12.1109.01.....	67, 107	14.0408.00.....	32
060.001.00.....	57	11.1191.01.....	113	11.1372.00.....	12, 67	12.1116.00.....	67, 107	14.0416.00.....	32, 120
060.002.00.....	57	11.1192.00.....	113	11.1373.00.....	12, 67	12.1121.00.....	64, 67, 110	14.0424.00.....	32
10.0014.01.....	109	11.1194.00.....	113	11.1374.00.....	12, 67	12.1123.00.....	113	14.0451.00.....	32
10.0015.00.....	109	11.1235.01.....	65, 66, 107	11.1392.00.....	12, 67	12.1156.00.....	96	14.0453.00.....	29
10.0109.00.....	116	11.1272.00.....	64, 110	11.1393.00.....	12, 67	12.1166.00.....	104	14.0455.02.....	30
10.0440.00.....	116	11.1280.01.....	111, 112	11.1394.00.....	12, 67	12.1183.00.....	104	14.0455.04.....	30
10.0601.00.....	116	11.1280.02.....	111, 112	11.1395.00.....	12, 67	12.1207.00.....	96	14.0457.00.....	29
10.0645.00.....	116	11.1283.01.....	65, 110	12.0180.00.....	108	12.1210.00.....	96	14.0464.00.....	30
10.0700.00.....	116	11.1283.03.....	65, 110	12.0182.00.....	108	12.1213.00.....	96	14.0464.02.....	30
10.0716.00.....	116	11.1284.01.....	24, 111, 112	12.0183.01.....	108	12.1227.00.....	65	14.0466.00.....	29
10.0752.00.....	116	11.1286.00.....	64	12.0712.01.....	115	12.1227.01.....	65	14.0466.01.....	29
11.0210.00.....	107	11.1286.01.....	64	12.0783.00.....	121	12.1228.01.....	65	14.0467.00.....	29
11.0232.00.....	25	11.1287.01.....	67	12.0784.00.....	121	12.1229.01.....	65, 107, 110	14.0471.00.....	30
11.0270.00.....	166	11.1288.01.....	64	12.0910.06.....	66	12.1229.03.....	65, 107, 110	14.0484.00.....	30
11.0270.01.....	166	11.1292.00.....	64	12.0910.08.....	66	12.1231.00.....	65	14.0486.00.....	11, 31
11.0271.00.....	166	11.1292.01.....	64	12.0910.12.....	66	12.1231.01.....	65	14.0488.00.....	31
11.0272.00.....	166	11.1293.01.....	67	12.0910.13.....	66	12.1232.01.....	65	14.0491.01.....	31
11.0274.00.....	166	11.1294.01.....	64	12.0913.00.....	72, 118, 119	12.1235.00.....	65	14.0492.00.....	32
11.0440.00.....	109	11.1296.00.....	64	12.0915.00.....	118, 119	12.1235.01.....	65	14.0498.00.....	32
11.0490.02.....	109	11.1296.01.....	64	12.0920.00.....	71	12.1236.01.....	65	14.0499.00.....	32
11.0992.00.....	108	11.1300.01.....	64, 110	12.0931.00.....	123	12.1237.00.....	64	15.0478.00.....	104
11.0998.01....	64, 66, 107, 108	11.1300.03.....	64, 110	12.0934.00.....	72, 118, 119	12.1237.01.....	64	15.0576.00.....	104
11.1007.00.....	113	11.1301.03....	64, 67, 107, 110	12.0941.00.....	96	12.1238.01.....	67	16.0081.00.....	143
11.1009.00.....	109	11.1302.01.....	65, 110	12.0953.00.....	118, 119	12.1239.01.....	64	16.0562.00.....	166
11.1016.00.....	113	11.1302.03.....	65, 110	12.0968.00.....	96	12.1246.00.....	66	16.0564.00.....	166
11.1017.00.....	113	11.1303.01.....	65, 110	12.0977.01.....	120	12.1257.00.....	67, 107	16.0566.00.....	166
11.1018.00.....	113	11.1303.03.....	65, 110	12.0982.01.....	120	12.1258.00.....	65, 66, 107	16.0568.01.....	166
11.1019.00.....	113	11.1305.01.....	64	12.0983.00.....	120	12.1268.00.....	66	17.0593.01.....	113
11.1025.02.....	66	11.1306.00.....	65	12.0985.00.....	120	12.1268.01.....	66	17.0594.01.....	113
11.1025.04.....	66	11.1306.01.....	65	12.0986.00.....	120	12.1270.00.....	66	17.0594.02.....	113
11.1025.12.....	66	11.1307.01.....	65	12.0987.00.....	120	12.1270.01.....	66	17.0600.02.....	113
11.1025.14.....	66	11.1315.00.....	67	12.0988.00.....	120	13.0350.00.....	71	17.0666.00.....	113
11.1027.00	64, 66, 107, 108, 110	11.1335.00.....	64, 66, 107	12.0989.00.....	120	13.0361.00.....	71	17.0670.00.....	113
11.1027.01	64, 66, 107, 108, 110	11.1336.00.....	107	12.0991.00.....	120	13.0375.00.....	45, 46	17.1047.00.....	163
11.1074.00.....	64, 66, 107	11.1355.00.....	64	12.1013.00.....	120	13.0381.00.....	46	17.1051.00.....	163
11.1085.00.....	123	11.1356.00.....	64	12.1024.00.....	118, 119	13.0384.00.....	46	19.0001.03.....	91
11.1100.00.....	123	11.1357.00.....	64	12.1028.00.....	118	14.0010.00.....	115	19.0100.00.....	54
11.1105.00.....	110	11.1358.00.....	64	12.1031.00.....	118	14.0012.00.....	115	19.0220.01.....	54
11.1108.00.....	110	11.1359.00.....	66	12.1034.00.....	118	14.0299.00.....	32	22.0050.00.....	85
11.1125.00.....	110	11.1363.00.....	66	12.1035.00.....	118	14.0308.02.....	32	22.0060.00.....	85
11.1127.01.....	66	11.1363.01.....	66	12.1054.02.....	118	14.0326.00.....	91	22.0110.00.....	84
11.1129.00.....	107	11.1364.00.....	66	12.1070.01.....	70	14.0332.00.....	14	22.0120.00.....	86

Numerical Index

22.0440.01.....	33	23.1314.01.....	82	28.0813.02.....	127	29.0146.00.....	74	38.0054.01.....	33
22.0440.02.....	33, 123	23.1349.00.....	55, 79	28.0814.00.....	129	29.0185.00.....	74	38.0054.02.....	25, 33, 85, 90
22.0462.02.....	75	23.1354.00.....	24, 55, 79	28.1004.00.....	127	29.0830.00.....	75	38.0059.03.....	84
22.0462.03.....	75	23.1361.00.....	78, 81	28.1004.01.....	127	29.0831.00.....	90	38.0075.04.....	24, 84
22.0580.00.....	85	23.1373.00.....	78	28.1012.00.....	127	30.0689.00.....	163	38.0076.00.....	84
23.0018.00.....	79	23.1374.00.....	78	28.1012.01.....	127	30.0861.00.....	143	38.0118.01.....	33
23.0019.00.....	79	23.1375.00.....	78	28.1030.00.....	129	33.0008.02.....	69	38.0120.01.....	33
23.0020.02.....	80	23.1376.00.....	78	28.1030.01.....	129	33.0009.04.....	69	38.0178.00.....	90
23.0173.00.....	75, 81	23.1402.00.....	78	28.1143.00.....	129	33.0025.00.....	74, 97	38.0179.02.....	33, 90
23.0196.01.....	33	23.1403.00.....	78, 81	28.1166.00.....	130	33.0025.01.....	74, 97, 122	38.0181.00.....	90
23.0198.01.....	33	23.1404.00.....	78	28.1172.00.....	130	33.0031.02.....	75	38.0186.02.....	33
23.0464.00.....	77	24.0100.03.....	75	28.1188.00.....	127, 130	33.0034.02.....	69	38.0193.01.....	90
23.0465.00.....	77	24.0105.01.....	91	28.1213.00.....	130	33.0036.02.....	75	38.0223.02.....	90
23.0760.00.....	81	24.0118.00.....	54	28.1262.00.....	129	33.0036.03.....	75	38.0234.02.....	90
23.0872.01.....	77	24.0128.01.....	53	28.1262.01.....	129	33.0037.02.....	75	38.0237.00.....	24, 84
23.0872.02.....	77	24.0129.01.....	53	28.1264.00.....	140	33.0048.05.....	70	38.0316.00.....	91
23.1011.00.....	80	24.0136.01.....	33	28.1276.00.....	140	33.0080.03.....	70	38.0375.00.....	89
23.1015.00.....	81	24.0137.01.....	33, 53, 72	28.1289.00.....	130	33.0084.01.....	71	38.0467.00.....	90
23.1021.01.....	80	24.0138.01.....	53	28.1345.00.....	101	33.0085.02.....	71	38.0501.01.....	88
23.1064.01.....	81	24.0168.01.....	53	28.1435.00.....	101	33.0096.02.....	70	38.0504.07.....	89
23.1067.00.....	81	24.0170.01.....	53	28.1436.00.....	101	33.0100.02.....	91	38.0504.08.....	89
23.1068.01.....	81	24.0175.01.....	53	28.1464.01.....	127	33.0101.02.....	91	38.0505.00.....	89
23.1090.00.....	24, 77, 78, 80, 82	24.0182.02.....	53, 54	28.1464.04.....	127	33.0103.00.....	90	38.0507.01.....	33
23.1096.00.....	80	24.0232.00.....	53	28.1467.00.....	127	33.0104.05.....	73	38.0510.00.....	25, 88
23.1101.01.....	77	24.0234.01.....	53	28.1479.00.....	101	33.0108.02.....	69, 122	38.0516.00.....	88
23.1103.00.....	77	24.0251.01.....	54	28.1480.00.....	101	33.0131.02.....	70	38.0517.00.....	14, 25, 88, 123
23.1110.00.....	81	24.0382.00.....	54	28.1481.00.....	101	33.0132.00.....	74, 97	38.0518.00.....	14, 88
23.1111.01.....	77	24.0388.02.....	32	28.1577.00.....	100, 129, 137	33.0134.00.....	74, 97, 118,	38.0519.00.....	14
23.1112.00.....	24, 77, 78, 80, 82	24.0410.00.....	96	28.1584.00.....	129	119, 122	38.0519.01.....	24, 33
23.1193.01.....	78, 80, 82	24.0469.00.....	53	28.1585.00.....	129	33.0138.00.....	74, 84, 97, 118,	38.0520.00.....	24, 88
23.1194.00.....	79	24.0470.00.....	53	28.1586.00.....	129	119, 122	38.0524.00.....	89
23.1198.00.....	82	24.0471.00.....	53	28.1587.00.....	129	33.0160.00.....	118, 119	38.0525.00.....	88
23.1232.01.....	24, 78, 80, 82	24.0474.00.....	49, 50	28.1588.00.....	128	33.0168.01.....	69	38.0526.00.....	88
23.1234.00.....	24, 79	24.0475.00.....	49, 50	28.1604.00.....	129	33.0173.00.....	70	38.0537.01.....	24, 89
23.1250.00.....	78, 81	27.0005.03.....	74	28.1624.00.....	126	33.0182.01.....	70	38.0540.00.....	88
23.1277.00.....	78, 82	28.0503.01.....	24, 127	28.1635.00.....	126	34.0031.00.....	73	38.0546.00.....	89
23.1278.00.....	78, 82	28.0503.02.....	127	28.1838.00.....	129	34.0032.00.....	73	38.0550.01.....	33, 89
23.1290.01.....	82	28.0545.01.....	127	28.1862.00.....	125	34.0033.00.....	73	38.0555.00.....	88
23.1291.01.....	82	28.0679.01.....	127	28.1924.00.....	125	34.0036.00.....	73, 153	38.0631.00.....	89
23.1294.01.....	82	28.0682.00.....	127	28.1925.00.....	125	34.0037.01.....	73	38.0638.00.....	89
23.1299.01.....	82	28.0704.00.....	127	28.1976.00.....	129	34.0043.00.....	25, 72	38.0648.00.....	89
23.1301.01.....	82	28.0720.00.....	128	28.1991.00.....	24	35.0574.01.....	33	38.0711.00.....	14
23.1306.01.....	82	28.0758.00.....	128	28.2031.00.....	24, 126	35.1723.00.....	165	38.0711.01.....	33, 92
23.1307.00.....	82	28.0811.02.....	128	29.0050.01.....	33	35.1741.00.....	142	38.0712.00.....	92
23.1314.00.....	82	28.0813.01.....	127	29.0100.00.....	91	35.1742.00.....	142	38.0713.00.....	92

Numerical Index

38.0717.00	14, 92	38.1973.01	87	41.1467.01	49	55.0015.01	147	56.0914.00	158
38.0718.00	92	39.0790.02	162	41.1477.00	52	55.1248.00	148	56.0918.00	158
38.0729.00	92	39.0790.03	162	41.1477.01	52	55.1934.00	150	56.0966.00	166
38.0735.00	123	39.0820.00	91	41.1490.01	50	55.2078.00	147	56.0970.00	159
38.0761.00	84, 85, 86	39.0822.00	88	41.1491.01	50	55.2078.01	147	56.1000.00	151
38.0766.02	92	39.1024.00	164	41.1493.00	104	55.2404.00	148	56.1001.00	151
38.0825.00	86	39.1045.00	104	41.1506.00	49	55.2698.00	148	56.1002.00	151
38.1764.00	86	39.1050.00	89	41.1506.01	49	55.3127.00	150	56.1004.00	151
38.1775.00	92	39.1051.00	89	41.1507.00	50	55.4506.00	145, 150	56.1075.00	158
38.1780.00	14, 24, 87	39.1054.00	89	41.1540.00	49	55.5566.00	145	56.1088.00	158
38.1783.00	24, 87	39.1091.00	104	42.0008.00	121	56.0175.01	157	56.1089.00	158
38.1787.00	14	39.1115.00	163	42.0085.00	121	56.0200.00	154	56.1107.00	151
38.1787.01	24, 33, 87	39.1380.00	162	42.0090.00	121	56.0205.00	157	56.1120.00	154
38.1799.01	87	39.1385.00	104	42.0534.00	72	56.0254.00	154	56.1124.00	154
38.1800.00	87	39.1390.00	162	42.0572.00	115	56.0254.01	154	56.1138.00	150, 159
38.1800.01	87	40.0145.00	107	42.0683.04	69, 122	56.0259.00	153	56.1139.00	150
38.1802.01	84	40.0250.00	106	42.0701.00	45, 75	56.0283.00	154	56.1141.00	158
38.1808.01	24	40.1038.00	106	43.0010.00	24, 117	56.0291.00	153	56.1173.00	151
38.1821.00	83	40.1060.00	82	43.0054.00	99, 128	56.0298.00	153	56.1173.01	151
38.1823.00	24, 87	41.0016.02	50	43.0057.00	99	56.0339.00	45, 75	56.1198.00	151
38.1824.00		41.0034.00	50	43.0093.00	102	56.0340.00	153	56.1198.01	151
38.1825.00	87	41.0074.00	51	43.0095.00	102	56.0391.01	157	56.1208.00	149
38.1829.00	83	41.0407.00	50	43.0259.00	101	56.0392.01	157	56.1281.00	158
38.1829.01	83	41.0408.00	50	43.0260.00	101	56.0394.01	157	56.1295.00	152
38.1832.01	84	41.0411.00	51	43.0261.00	101	56.0395.01	157	57.0586.00	149
38.1833.00	14	41.0413.00	50	43.0328.01	102	56.0593.00	150	60.0601.00	136
38.1833.01	24, 87	41.0413.01	50	43.0329.00	102	56.0603.00	157	61.0025.00	140
38.1834.00	83	41.0414.00	50	43.0484.00	106	56.0619.00	150	61.0081.00	140
38.1838.00	83	41.0416.00	49	43.0485.00	106	56.0627.00	166	61.0197.00	24, 136
38.1862.00	83	41.0417.00	49	44.0118.00	164	56.0628.00	159	61.0453.00	139
38.1871.00	83	41.1144.00	51	44.0216.00	164	56.0629.00	159	61.0460.00	136
38.1871.02	83	41.1164.00	51	45.0403.00	95	56.0630.00	159	61.0614.00	140
38.1871.03	83	41.1299.00	51	45.0438.00	56	56.0631.00	159	61.0850.00	135
38.1879.00	87	41.1317.00	50	45.1268.00	101	56.0632.00	159	61.0860.00	135
38.1889.00	83	41.1385.00	51	47.1259.00	51	56.0643.00	159	61.1227.00	134
38.1890.00	83	41.1454.00	49	47.2031.00	101	56.0644.00	159	61.1232.01	134
38.1933.00	87	41.1454.01	49	50.0056.00	26	56.0647.00	158	61.1232.02	134
38.1934.01	14, 87	41.1455.00	50	50.0057.00	26	56.0648.00	158	61.1267.00	135
38.1936.01	87	41.1456.00	50	50.0271.00	27, 56	56.0649.00	158	61.1287.00	135
38.1957.01	87	41.1456.01	50	54.0047.00	115	56.0650.00	158	61.1336.00	100, 136
38.1958.01	87	41.1457.00	49	54.0145.00	115	56.0688.00	158	61.1337.00	136
38.1970.00	87	41.1458.00	50	54.0807.01	28	56.0689.00	158	61.1450.01	142
38.1970.01	87	41.1464.01	49	54.0808.01	28	56.0867.00	159	61.1502.00	140
38.1971.00	87	41.1464.02	49	54.0809.00	28	56.0887.00	159	61.1503.00	140
38.1972.00	87	41.1467.00	49	54.0838.00	28	56.0890.00	158	61.1534.00	96

Numerical Index

61.1537.01	140	65.0208.00	144	77.0098.01	117	77.0933.00	162	90.0312.00	22, 86
61.1548.00	134	65.0209.00	144	77.0104.01	94	77.0941.01	112	90.0321.00	90
61.1569.00	134	65.0227.00	144	77.0104.03	94	77.0942.00	162	90.0351.00	57
61.1679.00	131	65.0286.03	143	77.0121.01	111	77.0943.00	162	90.0351.01	57
61.2042.00	141	65.0286.05	143	77.0121.03	111	77.0980.00	102	90.0351.02	57
61.2050.00	135	65.0289.00	144	77.0123.00	93	77.0981.00	102	90.0351.03	57
61.2050.01	135	65.0289.01	144	77.0124.00	93	77.1019.00	50	90.0367.01	127
61.2056.00	140	65.1625.03	143	77.0125.01	93	77.1023.00	161	90.0367.02	127
61.2065.00	138	65.1625.04	143	77.0125.02	93	77.1023.01	161	90.0370.00	46
61.2099.00	140	65.1924.00	11, 143	77.0147.00	36	77.1024.00	161	90.0372.00	128
61.2227.00	140	65.1928.00	11, 143	77.0147.01	36	77.1024.01	161	90.0456.00	72, 118, 119
61.2228.00	140	75.0035.01	117, 118, 119,	77.0254.01	111, 112	77.1033.00	117	90.0460.03	32
61.2250.00	96		120, 121	77.0254.03	111, 112	77.1034.00	117	90.0463.01	127
61.2265.00	134	75.0035.02	14	77.0263.00	31	77.1047.00	112	90.0563.00	81
61.2469.00	135	75.0035.03	117, 121	77.0263.01	31	77.1104.00	111	90.0593.00	14, 21, 86
61.2576.00	139	75.0039.00	118, 119	77.0291.01	94	77.1104.01	111	90.1012.00	101
61.2606.00	134	75.0078.00	113	77.0291.02	94	77.1239.00	102	90.1013.00	164
61.2619.00	131	75.0083.00	96	77.0297.01	103	77.1240.00	102	90.1016.00	140
61.2767.00	134	75.0084.00	127	77.0362.01	111	77.1301.00	142	90.1020.00	92
61.3048.00	141	75.0084.01	127	77.0362.03	111	77.1493.00	87	90.1021.00	39
61.3049.00	141	75.0085.01	166	77.0373.01	36	77.1516.00	161	90.1027.03	52
61.3053.00	139	75.0091.00	118	77.0374.01	36	77.1517.00	161	90.1028.00	109
61.3064.00	140	75.0145.01	118	77.0420.01	30	77.1637.00	161	90.1029.02	137
61.3066.00	140	75.0150.00	37, 126	77.0424.00	36	77.1687.00	161	90.1039.00	127, 130
61.3125.00	142	75.0909.00	106	77.0424.01	36	77.1688.00	161	90.1040.00	128
61.3125.01	142	75.0911.01	33, 89	77.0453.00	111, 112	77.1704.00	163	90.1041.00	128
62.0131.00	86	75.0932.00	113	77.0453.01	111, 112	77.1776.00	161	90.1043.00	128
62.0156.00	131	75.2251.00	126	77.0462.01	161	77.1777.00	161	90.1044.00	127
62.0163.01	141	76.2011.00	120	77.0541.01	163	77.1778.00	161	90.1045.00	130
62.0184.00	131	76.2020.02	120	77.0542.01	163	77.1779.00	161	90.1053.00	129
62.0186.00	141	76.2025.00	46	77.0543.01	161	77.1830.00	94	90.1054.00	130
62.0186.01	141	76.2030.00	46	77.0707.00	102	77.1963.00	161	90.1064.00	32
62.0631.01	133	76.8112.00	25, 102	77.0708.00	102	77.1964.00	161	90.1065.00	31
62.0655.00	49	77.0021.01	36	77.0724.00	37, 112	77.2038.00	161	90.1066.00	52
62.0658.00	49	77.0021.03	36	77.0730.01	117	77.2040.00	161	90.1070.00	136
62.0676.00	131	77.0042.01	117	77.0748.00	112	77.2041.00	161	90.1071.00	136
62.0685.00	131	77.0042.04	117	77.0784.00	37	77.2042.00	161	90.1072.00	100, 137
62.0847.00	131	77.0043.01	117	77.0842.00	37	77.2128.00	161	90.1073.00	101, 137
62.0848.00	131	77.0043.04	117	77.0845.00	37	82.0305.04	73	90.1074.00	101, 137
62.0853.00	133	77.0044.01	117	77.0876.00	126	83.0217.00	89	90.1075.00	101, 137
62.0963.00	131	77.0063.00	94	77.0919.00	94	83.0486.00	165	90.1076.00	100, 137
62.1063.00	131	77.0063.01	94	77.0921.00	142	90.0003.00	153	90.1078.00	103
62.1065.00	131	77.0069.00	36	77.0922.00	142	90.0010.00	22, 86	90.1078.01	103
65.0030.00	144	77.0069.01	36	77.0923.00	117	90.0030.00	52	90.1079.00	100, 117, 137
65.0031.00	144	77.0095.01	117, 128	77.0932.00	162	90.0304.00	90	90.1080.00	100

Numerical Index

90.1082.00	100	90.1210.00	69	90.1550.01	29	90.1791.00	12, 160	98.1093.00	62
90.1083.01	135	90.1212.00	37	90.1553.00	127	90.1824.00	32	98.1094.00	62
90.1085.01	135	90.1213.00	117	90.1557.00	128	91.0017.00	167	98.1095.00	62
90.1088.01	49	90.1220.00	126	90.1558.00	128	91.0017.01	167	98.1096.00	62
90.1091.00	133	90.1221.00	134	90.1575.00	134	91.0019.00	167	98.1109.00	61
90.1091.01	133	90.1225.00	100, 136	90.1576.00	68	91.0020.00	167	98.1111.00	62
90.1095.00	138	90.1266.00	141	90.1598.00	68	91.0021.00	167	98.1112.00	62
90.1095.01	138	90.1268.00	42	90.1610.00	16	91.0057.00	167	98.1113.00	62
90.1097.00	47	90.1280.00	112	90.1611.00	16	97.0280.02	52	98.1119.00	63
90.1098.00	47	90.1281.00	94	90.1612.00	14, 15	97.0290.00	52	98.1120.00	24, 57
90.1101.00	30	90.1284.00	111	90.1613.00	14, 17	97.0401.01	52	98.1162.00	61
90.1105.00	133	90.1284.01	111	90.1615.00	137	97.0403.00	52	98.1163.00	61
90.1110.00	96	90.1322.00	125	90.1631.00	137	97.0405.00	52	98.1164.00	27, 61
90.1110.01	96	90.1322.01	125	90.1637.00	140	97.0406.00	52	98.1166.00	61
90.1123.00	47	90.1322.02	125	90.1638.00	140	97.0408.01	52	98.1167.00	27, 61
90.1125.00	56	90.1322.03	125	90.1639.00	11, 138	98.0010.00	24, 57, 79	99.0020.01	95
90.1127.00	103	90.1322.04	125	90.1641.00	14, 18	98.0050.01	57	99.0024.00	95
90.1127.01	103	90.1341.00	125	90.1642.00	14, 18	98.0051.00	56	99.0519.01	95
90.1128.00	103	90.1342.00	125	90.1643.00	14, 18	98.0072.00	55	99.0528.01	95
90.1128.01	103	90.1342.01	125	90.1644.00	14, 19	98.0090.01	24, 57, 79	99.0537.01	95
90.1129.00	102, 137	90.1343.00	24, 125	90.1645.00	20	98.0180.00	63	99.0541.01	95
90.1133.01	103	90.1345.00	125	90.1646.00	20	98.0190.00	63	99.0583.00	95
90.1134.00	103	90.1346.00	125	90.1649.00	137	98.0244.02	62	99.0584.00	95
90.1134.01	103	90.1348.00	125	90.1650.00	137	98.0262.02	62	99.0590.00	97
90.1135.00	103	90.1349.00	125	90.1676.00	68	98.0262.14	62	99.0592.00	97
90.1135.01	103	90.1357.00	111, 112	90.1684.00	128	98.0450.00	63	99.0607.00	96
90.1138.00	142	90.1358.00	25, 102	90.1686.00	11, 133	98.0660.00	27	99.0618.00	96
90.1148.00	111	90.1359.00	25, 102	90.1735.00	87	98.0867.02	88	99.0619.00	96
90.1148.01	111	90.1360.00	25, 102	90.1736.00	87	98.0879.00	62	99.0628.00	95
90.1166.00	47	90.1382.00	25, 102	90.1746.00	133	98.0879.12	62	99.0629.00	95
90.1168.00	25, 100, 102, 137	90.1390.00	125	90.1750.00	14	98.0882.00	62	99.0643.00	95
90.1176.00	99	90.1408.00	24	90.1758.00	14, 23	98.0885.00	62	99.0648.01	93
90.1177.00	100, 137	90.1439.00	103	90.1766.00	24	98.0885.12	62	99.0648.03	93
90.1179.00	101, 137	90.1440.00	103	90.1767.00	11, 144	98.0900.00	24, 55	99.0649.01	93
90.1180.00	101, 137	90.1441.00	103	90.1768.00	24, 29, 30	98.0910.00	63	99.0650.01	93, 94
90.1183.00	138	90.1442.00	103	90.1768.01	29, 30	98.1048.00	63	99.0650.03	93, 94
90.1184.00	103	90.1443.00	103	90.1769.00	14	98.1063.00	61	99.0651.00	93
90.1185.00	103	90.1451.00	94	90.1770.00	14	98.1064.00	61	99.0652.01	94
90.1189.00	70	90.1495.00	103	90.1773.00	14	98.1065.00	61	99.0652.03	94
90.1196.00	103	90.1527.00	143	90.1774.00	14	98.1066.00	61	99.0653.01	93, 94
90.1197.00	103	90.1528.00	144	90.1785.00	12, 160	98.1068.00	61	99.0653.03	93, 94
90.1198.00	137	90.1546.00	83	90.1786.00	12, 160	98.1069.00	61	99.0654.03	24, 97
90.1199.00	137	90.1547.00	144	90.1787.00	12, 160	98.1070.00	61	99.0659.00	93
90.1200.00	137	90.1548.00	144	90.1788.00	12, 160	98.1086.00	61	99.0660.00	93
90.1205.00	94	90.1550.00	29	90.1789.00	12, 160	98.1091.00	61	99.0673.01	94

Numerical Index

99.0674.01	94	A0088.1012	176	P0177	174
99.0675.01	94	A0090	169	P0178	174
99.0681.00	94	A0092.03	172	P0180	174
99.0681.01	94	A0092.05	172	P0210	174
99.0698.00	93	A0092.07	172	VC0009.0001	132
99.0699.00	93	A0092.10	172	VC0009.0002	132
99.0701.00	93	A0092.12	172	VC0013.0001	132
99.0705.01	94	A0099.03	173	VC0013.0002	132
99.0706.01	94	A0099.05	173	VC0035.0001	132
99.0707.01	94	A0099.07	173	VC0035.0002	132
99.0708.01	94	A0099.10	173	VC0035.0004	132
99.0711.01	94	A0099.12	173	VC0035.0005	132
99.0719.00	11, 134	A0150	170	VC0075.0014	132
99.0724.00	97	C0046.1	170	VC0463.0007	132
99.0738.01	94	C0070	177	VC0463.0010	132
99.0739.01	94	C0074	175	VC0463.0011	132
99.0740.01	94	C0095.02	178	VC0463.0024	132
99.1135.01	97	C0098	170	VC0463.0027	132
99.1136.00	129	C0099	172	VC0463.0166	132
A0019	169	C0118	178	VC0463.0167	132
A0032	178	C0121	169	VC0463.0189	132
A0047	169, 174	C0129	180	VC0463.0192	132
A0048.A1	179	C0133	172	VC0463.0195	132
A0048.A2	179	C0148	169	VC0463.0198	132
A0048.A15	179	C0160	178	VC0463.0200	132
A0048.D1	179	C0172	174	VC0463.0205	132
A0048.D2	179	C0184	178	VC0463.0211	133
A0048.D15	179	C0219	180	VC0463.0212	133
A0049	175	C0220	180	VC0463.0219	133
A0050	170	C0223	178	VC0463.0220	133
A0051	170	C0230	178	VC0463.0225	133
A0058	175	C0242	170	VC0463.0227	133
A0061	174	C0243	175	VC0463.0230	133
A0065.0305	171	C0244	180		
A0065.0507	171	E0139	177		
A0065.1012	171	E0140	172, 177		
A0075	169	E0141	177		
A0077	174	E0228	172		
A0082.11	178	H0038	174		
A0082.12	178	P0066	169		
A0082.22	178	P0101	175		
A0082.23	178	P0145	174		
A0082.24	178	P0167	174		
A0088.0507	176	P0170	174		
A0088.0710	176	P0176	174		

Alphabetical Index

2-Button Conversion Kit	79	Air bleed valve assembly	122	Century plus	88-89	Door slides	156
2" Post Adapter	142	Air coolant flow adjustment stem	88	Century plus cartridges	88	Drawer inserts	159
2" Post Adapter to 311B/411 Chair	142	Air cylinder	158	Century plus control block	88-89	Drive air flow adjustment stem	88
3-hole tubing	61-62	Air electric switch	106	Chair brake cable	140	Dry block conversion kit	89
3-Way Barbed Plastic Tee	40	Air filter/regulators	52-53	Chair upper structure Hole plug	37	Dryer element	158
3-Way Cartridge	91	Air saliva ejector	110	Chase cover	151	Dryer fans	158
4-hole tubing	61-62	Air supply adapter kit	153	Chase mount	151	Dual HVE	109, 113
4-Way Barbed Plastic Tee	40	Amalgamator	164	Circuit board	100, 137	Dual HVE conversion kit	109
5/16" Water Tubing Barb	40	Arm bearing kit	47	Circuit board kit	117	Dürr connector	115
6-pin fiber-optic	61-62	Aspirator tips	109	Circuit breaker kit	128	Durr retainer clip	114
8-Button Footswitch	141	Assistant's arm covers	36	Clock timer	154		
8-Function Footswitch	141	Assistant's stools	144	Clothespin latch	150	E	
12 O'Clock Vacuum Canister Assembly	111	Autoclavable saliva ejector	107	Compressor	169-173	Easy-clean HVE	108
25-Watt power supplies	101	Auto-spring touch latch	150	Connector	39	EasyFlex tubing	64
60-Watt power supplies	101			Connector kit	39	Electrical wiring/cables	140
80-Watt power supplies	101	B		Continental Pencil Syringe	80	Electric motors replacement parts	28
300-watt power supply	101	Back cover	144	Contour stool back cover kit	144	End cap for A-dec 300 flexarm	37
500 Brake Handle Assembly	94	Barb	39-42	Control block diaphragm	87, 92	End cap for A-dec 361 water bottle arm	37
551 Vacuum Tower Assembly	111	Barb/fittings service parts kit	39	Control top assembly	164	European HVE	108
6300	129	Barb retainer	87	Control valve assemblies	71	EZ-Clean Syringe	80
		Base down stop	139	Convolute tubing	68		
A		Bezel for waste drop	147	Coolant flow adjustment stems	92	F	
Accessory holder	94	Blank whip cover	36	Cord grommet	151, 159	Face Shield frame	167
Accessory plate	36	Bowl rinse/cup fill/safety stop	117	Cover	36	Face Shield sleeves	167
Accessory power cord	140	Bowl rinse spout	118, 120-121	Cover, brake handle hole	36	Face Shield visors	167
Actuator	92	Bowl rinse tube assembly	121	CPU vent	154	Faucet activating control kits	153
Actuator valve	153	Bowl screen	121	CPU ventilation fan	154	Faucets	152, 159
A-dec 300	37	Bracket assembly	127	Cup and towel dispenser	152	Female tubing connector	114
A-dec 300 air and water QD kit	47	Bracket kit	11, 134	Cup filler tube assembly	121	Fiber-optic	63
A-dec 300 covers and caps	37	Brake handle	94	Cuspidor	117-123	Fiber-optic with bulb	61-62
A-dec 300 cuspidor bowl	117	Brake handle kit	164	Cuspidor bowl screens	117	Flex holder assembly	94
A-dec 300 monitor	37	Bulb	63, 164	Cutters	55	Floor box	50
A-dec 360	167	Bulb cap	126, 130	Cylinders	135, 144	Flow adjustment screw	136
A-dec 361 water bottle arm	37	Bumper and plug	163			Flow control screw	92
A-dec 500 air QD kit	47	Bumper pad	147, 154	D		Fluorescent task light starter	148
A-dec 500 (version A) covers and caps	36	Button head socket screw	136	Data board	100	Flush toggle valve	69
A-dec 500 water QD kit	47			Data cable adapter	99	Flush valve stem	88
A-dec Face Shield	167			Data cables	100	Foot activated storage, ICC	158
A-dec syringe tool	79	C		Deluxe touchpad	99, 103	Foot control	86
Adjustable screw	91	Cable ties	56	Dental light intensity switch	99	Foot control I	86
Air-actuated	73	Cap for 2" post on A-dec 300 monitor	37	Diaphragms and gaskets	33	Foot control III valve	86
Air-actuated water shut-off	73	Cartridge needle valve kit	91	Dispenser	152, 157, 159	Foot control III valve service kit	86
Air bleed filter	91	Cascade	104, 118-123, 126	Doctor's holder	94	Foot control II valve	86
Air bleed restrictor	91	Caster	143	Doctor's stools	144	Foot control II valve service kit	86
Air bleed valve	74	Century II	90-91, 163	Door knob	150	Foot control I valve	86
		Century II control block	90				

Alphabetical Index

Foot control I valve service kit 86
 Foot control tubing 68, 85
 Fuses 105

G

Gauge, horizontal 88
 Glass shelf clips 147
 Glass shelves 157
 Glide bar 11, 134
 Gloves and tissue grommet 157
 Gloves dispenser assembly 157

H

Handpiece control adjustment keys ... 88
 Handpiece conversion kits 91
 Handpiece exhaust muffler 27
 Handpiece gaskets 26
 Handpiece oil collection system 96
 Handpiece pressure gauge 27, 56
 Headrest locking knob 134
 Height adjustment knob 143
 Hemostat 55
 Hex driver 56
 Hex valve 122
 Hex wrench set 56
 Hinge 145, 156, 158
 Holder 94-96
 Hole plug 142
 Hole plug for unit 31
 Housing replacement kit 127
 HVE conversion kits 12, 67
 HVE holder 94
 HVE tubing 68
 Hydraulic oil 136
 Hydraulic solenoid kits 136

I

IC control block 90
 ICV solenoid 115
 ICV water level sensor 115
 ICX waterline 2-liter treatment tablet .. 31
 ICX waterline treatment tablet 32
 In-line check valve 74
 Intensity switch 128, 130
 Intermediate light post 126

K

Key adapter with screw 91

L

Lamp socket kit 127
 LED circuit boards 125
 LED front housing 125
 LED light components 125
 LED light label kit 125
 LED light upgrade 125
 LED mode button 125
 LED neck pivot assembly 125
 LED pivot shaft assembly 125
 Leveling bumper wedge 151
 Leveling foot kit 159
 Lever Syringe 80
 Lift cylinders 135
 Light bulb 126-127
 Light cable kit 129-130
 Light circuit board 129
 Light handle kit 125, 127
 Light post cover plugs 126
 Light post trim ring 128
 Light shield 126-127, 130
 Light shield and gasket kit 125
 Light Yoke Plug 128
 Limit switch 122, 138-139
 Liners 109
 Loctite® 57
 Low voltage water heater service parts 82
 Lubricant 57
 Lubriplate 129

M

Male tubing connector 114
 Male Y connector 114
 Manifold 99
 Manual shut-off 73
 Master toggle to power supply kit 137
 Master toggle valves 70
 Mechanical room controls and accessories 178
 Micro valve 122
 Moisture separators 52
 Monitor mount 165

Mounting plates 146
 Multi-function footswitch 141

N

Needle 71

O

Oilite™ 96
 On/off indicator 91
 On/off switch kit 127
 Oral cups 109
 Organizers 166
 O-ring 34-35, 113-115
 O-ring specification chart 34-35
 O-ring tool kit 55

P

Pac 1 toolkit 56
 Panel mount gauge 56
 Performer 92, 96, 107-110
 Performer AVS 107-108
 Performer HVE 109
 Performer HVE conversion kit 109
 Performer III 104
 Performer monitor post assembly 165
 Phenolic 119
 Pinnacle screen kit 113
 Pins 89
 Pipe 43-44
 Pipe plug 43
 Pivot arm mount 142
 Pivot armrest 142
 Pivot stops 127
 Pliers 55
 Plug 165
 Plug, control head touchpad hole 37
 Plug, monitor cable hole in light post .. 37
 Ported 3-way 73
 Positioning sensor kit 11, 138
 Post trim rings 117
 Potentiometer 139
 Power supply 101-102, 105-106
 Power supply cables 102
 Preference door knob 150
 Preference ICC instrument storage rack 166

Preference ICC task light bulbs 159
 Preference II mounting plates 146
 Preference II task light bulb 148
 Pre-regulators 54
 Pressure indicator 75
 P-trap 117
 Push-button valve 69
 Push latches 145
 Push on knob kits 90

Q

QD 45
 QD plug 87
 Quad voltage intraoral light source 25
 Quick-disconnect 153
 Quick disconnect Kit 142
 Quick-disconnects (QD) 45-46

R

Radius 104
 Radius/cascade 104
 Radius flat-panel mount 165
 Relay 72
 Relay module 100
 Remote touchpad kit 103
 Replacement bulbs 25
 Retaining clips 51

S

Saliva ejector 110
 Saliva ejector tubing 68
 Screen 113
 Selector 73
 Self-contained water cap assembly ... 32
 Shelf assembly 159
 Shelf clip kit 157
 Shut-off 73
 Shut-off valve 54, 153
 Shuttle 74
 Shuttle valve assembly 153
 Sink basket 152
 Sleeve clamps 41
 Sleeve tool 55
 Sliding wedge 134
 Snap ring pliers 55

Alphabetical Index

Soap dispenser kit	152	Touch latch	159	Vacuum canister assembly	112
Soft-Touch Syringe	80	Touchpad	99, 103-104	Vacuum canister blank cover.	37
Solenoid	99-100, 117, 136	Touchpad covers	103	Vacuum connector assembly.	115
Solenoid assembly	136	Touchpads	103-104	Vacuum tubing	68
Solids collector	113	Touchpad upgrade kits.	103	Vacuum valve brushes	109
Spout gasket	117	Touch-up paint.	57	Valve core service kit	79
Standard touchpad.	103	Transformer	128	Valve cover kit	90
Stem assembly	90	Tray	163, 166	Valve kit	70
Steril-vac jar	115	Tray holder pad	161	Valve test syringe	57
Stool Back Bumper.	11, 144	Tray holders	161-163	Vertical adjustment kit	126
Stool Base	11, 143	Tray pad	162	Vitreous china	118
Stools	143-144	Tri-Flo	79		
Stop	140	Tri-Flo syringe.	79	W	
Stop plate switch replacement kit.	138	Tri-Flo Syringe	80	Wago connector	99
Storage	145-146, 157-158	Tri-Flo syringe service kit	79	Washers	130
Storage fan transformer.	158	Truss head slot screw	136	Water bottle cap	31
Strippers.	55	Tub holder	154	Water bottle tubing grommet.	31, 151
Sub-miniature toggle valve.	70	Tubing.	63	Water control valve	179
Surgical tip brushes	109	Tubing adapter.	107	Water coolant flow adjustment stem.	88
Swing-out shelves	154	Tubing connector.	114	Water filter	180
Switch assembly	117	Tubing cutters	55	Water filter/regulators	53
Switch service kit	128	Tubing pliers	55	Water retraction tester	56
Swivel brake kit	140	Tubing plug.	41	Water shut-off valve	153
Syringe flow control barb	88	Tubing Poly-flo	44	Water valve cover	90
Syringe tips	77	Tubing stringer.	55	Wet/dry foot control	83
Syringe tool	57	Tubing strippers.	55	Whip Assembly	94
Syringe valve kit	79	Tubs	166	Whip assembly kit.	94
Syringe wrench	55			Whip components.	94
				Wood shelf clip kit.	147
T		U			
Tailpieces	110	Umbilical connectors	51		
Task light bulbs	154, 159	Umbilical tubing.	68		
Task light switch	148	Umbilical tubing stringer.	55		
Tee check.	74	Uni-clamp.	41		
Tension springs	89	Uni-Flo Syringe.	80		
Terminal handpiece bulbs	63	Uni-Flo syringe service kit.	79		
Tie bolt kit	89-90	Union	44		
Tilt cylinders.	135	Unitized holders	95-96		
Toeboard covers	131	Upgrade kits.	103		
Toggle	75	Upholstery kits.	134		
Toggle bolt	151	Upholstery replacement.	132-133		
Toggle switch kit	130	Upholstery screws.	134		
Toggle valve	69-70, 122				
Toggle valve for AVS	69	V			
Tooth dryer.	25	Vacuum	174-177		
		Vacuum canister	115		



A-dec Headquarters

A-dec Headquarters
2601 Crestview Drive
Newberg, Oregon 97132 USA

Tel: 1.800.547.1883 within USA/CAN
Tel: +1.503.538.7478 outside USA/CAN
Fax: +1.503.538.0276

a-dec.com

A-dec Australia

Tel: 1.800.225.010 within AUS
Tel: +61.(0)2.8332.4000 outside AUS

A-dec China

Tel: 400.600.5434 within CN
Tel: +86.571.89026088 outside CN

A-dec United Kingdom

Tel: 0800.233285 within UK
Tel: +44.(0)24.7635.0901 outside UK
